






Nautilus Coffee Table





ASSEMBLY INSTRUCTIONS



PARTS LIST

	PICTURE	DESCRIPTION	QTY
A		TOP	1
B		Leg(13")	1
C		Leg(11")	1
D		Leg(9.8")	1

HARDWARE

	PICTURE	DESCRIPTION	QTY
E		Allen Key	1
F		Bolts	12
G		Spring Washer	12
H		Washer	12

BEFORE BEGINNING ASSEMBLY:



Read instructions cover to cover



Have two adults on hand for assembly



Do NOT assemble on flooring or carpet. Assemble on a clean non-marring surface (ex: packing foam)

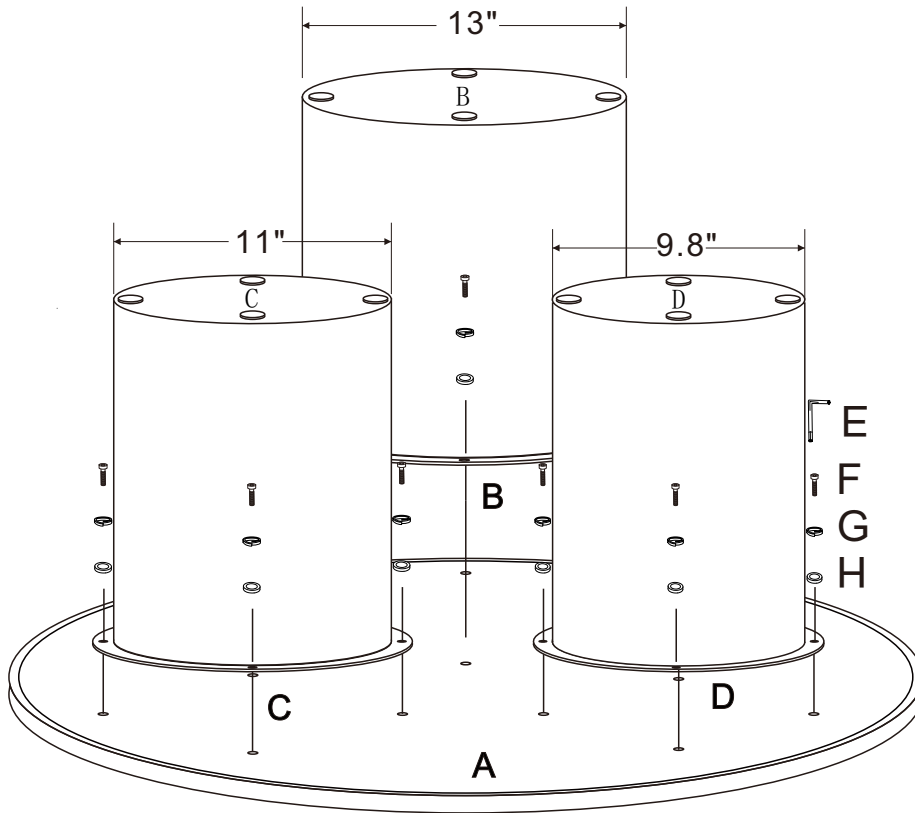


Save all packaging until assembly is completed

*Need a part? Call TOV at **516-888-3355** or email service@tovfurniture.com*

ASSEMBLY STEPS

STEP 1



STEP 2

