


JULA NATURAL TABLE LAMP

**TOV**

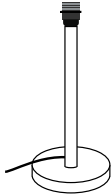
**JULA**

---

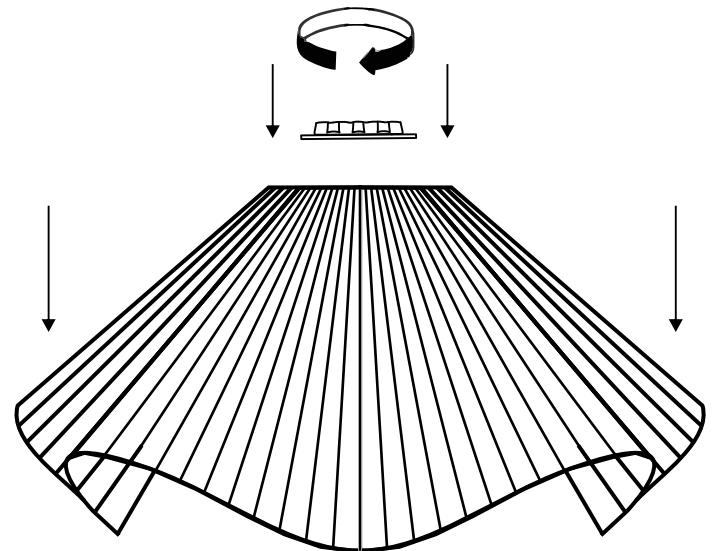
ASSEMBLY INSTRUCTIONS



# PARTS LIST & HARDWARE LIST

LABEL	DESCRIPTIONS	PICTURE	QTY
<b>A</b>	<b>LAMP SHADE</b>		<b>1X</b>
<b>B</b>	<b>LAMP BASE</b>		<b>1X</b>
<b>C</b>	<b>HOLDER RING</b>		<b>1X</b>

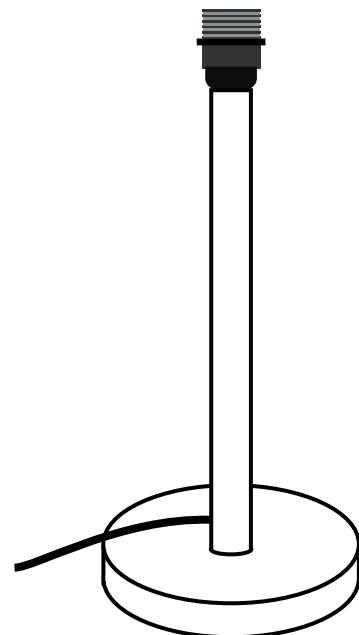
## ASSEMBLY



## CARE & MAINTENANCE

Do not use polishes or cleaners on your lamp.  
USE DRY CLOTH TO CLEAN.

Thank you for purchasing the **Jula Natural Jute Table Lamp**  
This page lists all contents included in the box.  
Please take time to identify all the parts of this product .  
As you unpack and prepare for assembly, place  
the contents on a carpeted or padded area to protect them  
from damage.



**Need a part? Call TOV at 516-888-3355 or email [service@tovfurniture.com](mailto:service@tovfurniture.com)**