



**701 E Industrial PK Dr  
Manchester NH 03109  
877-364-8464**

••Pls Check to make sure you have all parts otherwise contact local retailer or Sunset Trading customer service at **877-364-8464**"

Thank You for purchasing this Quality product. It has been engineered for easy assembly yet constructed for durability. Please take the time to read and follow the instruction while assembling.

## ASSEMBLY INSTRUCTION

Round Drof Leaf Dining & Pub Table

Ø 42" x ( 2-9" Drop Leaf ) x 30" & 36" H

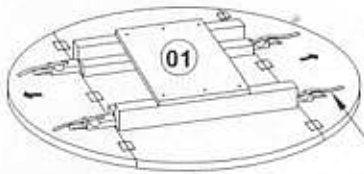
Model : DLU-TPD-4242-B (TSD-0915)

Model : DLU-TPD-4242-CB (PTSD-0915)

**Sunset Trading®**

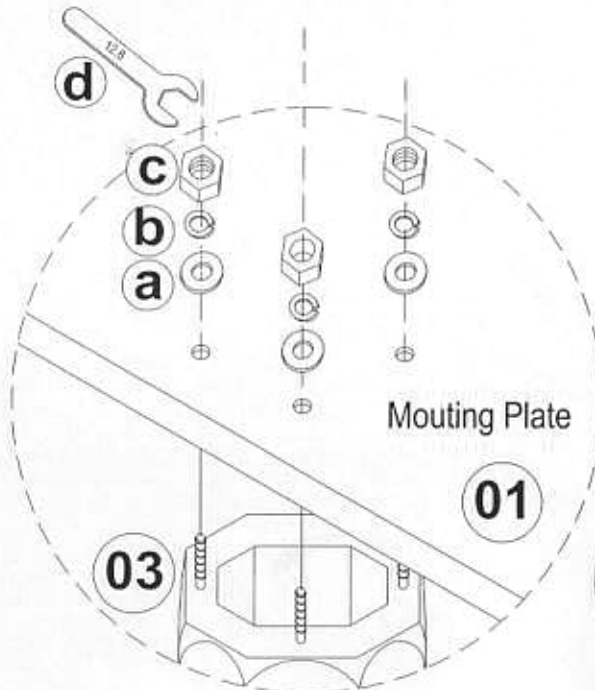
a div of Sunset Furniture Intl.LLC

- 1 Turn the under side of the Table Top over and place it on a clean and smooth surface such as rug or carpet to avoid the Table Top from being scratched .



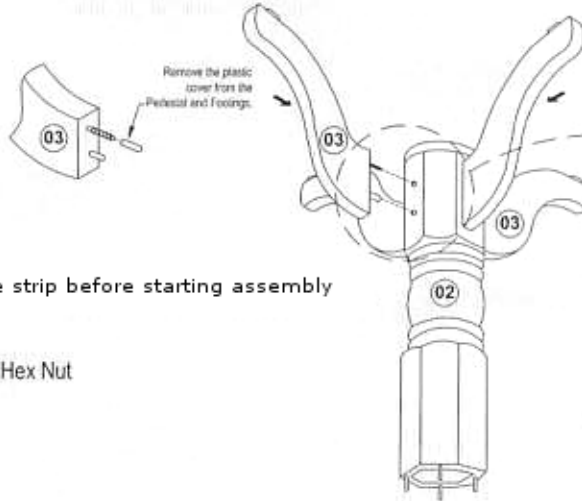
Remove strip before starting assembly

- 4 Fix the Pedestal with Flat Washer, Spring Washer & Hex Nut using the Spanner to tighten it.

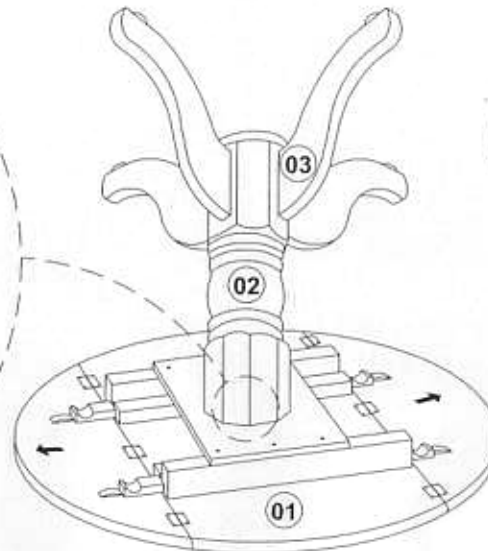
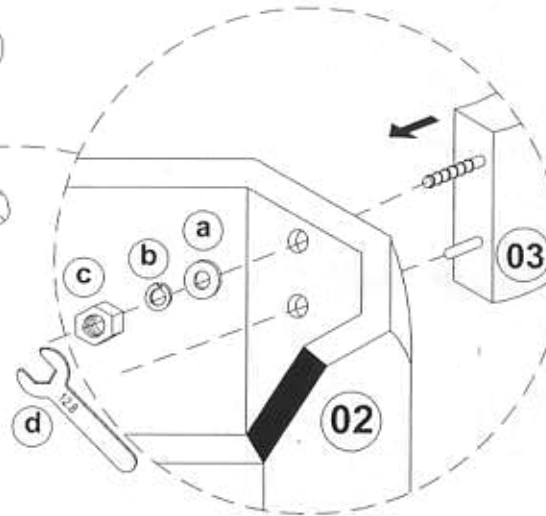


Mounting Plate

- 2 Fix the Footing to the Pedestal with the Flat Washer, Spring Washer And Hex Nut using the Spanner to tighten it.



- 3 Repeat the same step for the other three Footing .



Assembly Completed !!

### List of Part For 1 Set

01		Table Top	1
02		Pedestal	1
03		Table Leg With Leveler	4

### List of hardware For 1 Set

a		Flat Washer 3/8" x 22mm	8
b		Spring Washer 3/8"	8
c		Hexagon Nut 3/8" x 7mm	8
d		Spanner 12.8mm	1

### ⚠ Important Notes

- Keep all hardware parts out of reach of children.
- Must tighten screws periodically. With use screws will become loose. Check tightness of all screws every 6-8 weeks.
- Don't attempt to repair or modify parts that are broken or defective. Please contact the store immediately.
- Do not tighten all screw / bolt until all completely assembled

MADE IN MALAYSIA