

# Assembly instructions for KING BED 579SS-144 /145 /143 H/F/R








**Caution:** please read instructions thoroughly before unpacking assembly parts. Sharp, exposed staple tips can cause injury, therefore, for your protection, please remove any exposed staples used in packing





1. We recommend that you should assemble this product with the assistance of another persons , this will make assembly easier, and will help to eliminate damage to the product or injury to persons during assembly.
2. Be sure to check all packing materials carefully for small parts that may have come loose inside the carton during shipment.
3. Please do not over tighten screws or bolts.
4. Please put all parts on a non-abrasive floor before assembly, and follow the assembly steps to assemble your newly purchased product correctly and efficiently.




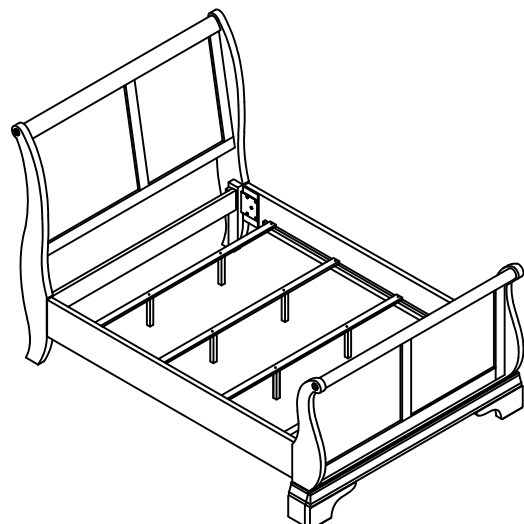
**WARNING: To avoid serious personal injury:**

- Carefully and strictly follow assembly instructions. Improper assembly of furniture can result in structural failure, instability of the product, or tip-over.
- Monitor and carefully control the assembly components. These include small parts and hardware that may present a choking hazard to small children. This furniture should be assembled only by responsible adults and children should not be involved in the assembly process.
- Where provided, wall mounting hardware should always be used as prescribed in these instructions to anchor furniture to walls. Proper use of the wall mounting hardware can significantly reduce the potential for furniture tip-over and crushing injuries.

PART LIST			
No.	Description		Q'ty
1	Headboard Panel		1
2	Left/Right Posts		2
3	Sleigh Footboard		1
4	Side rail		2
5	Slat		4
6	Slat support leg		8
7	Stretcher of headboard		1

ASSEMBLY HARDWARE LIST (packed with Headboard) (579SS-140/144)				
No.		Description		Quantity
A		Allen Key	5mm	1 piece
B		Bolt	Ø5/16"*18*1-1/2"L	10 pieces
C		Lock washer	Ø5/16"*13mm*2mmT	10 pieces
D		Flat washer	Ø5/16"*19mm*2mmT	10 pieces

ASSEMBLY HARDWARE LIST (packed with King Footboard) (579SS-145)				
No.		Description		Quantity
E		Screw for slats	#8*1-1/4" L	8 pieces



# Assembly instructions for KING BED 579SS-144 /145 /143 H/F/R

