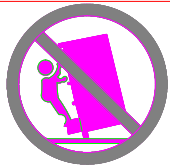


PARTS LIST / LISTE DES PIÈCES / LISTA DE PIEZAS

ITEM NO. / ARTICLE NO. / ARTICULO NO. : P167127

DESCRIPTION / DESCRIPCIÓN : MASTER CHEST / COMMODE / CÓMODA

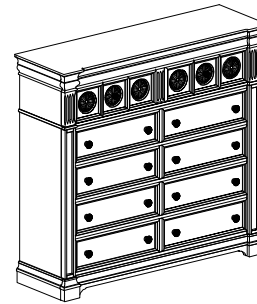
 **WARNING**



Serious or fatal crushing injuries can occur from furniture tip-over. To help prevent tip-over:

- install tipover restraint provided.
- Place heaviest items in the lowest drawers.
- Do not set TV's or other heavy objects on top of this product unless the product is specifically designed to accommodate them.
- Never allow children to climb or hang on drawers, doors, or shelves.
- Never open more than one drawers at a time (OR)
- Do not defeat or remove the drawers interlock system.

Use of tip-over restraints may only reduce, but not eliminate, the risk of tip-over.
this is a permanent label. Do not remove!



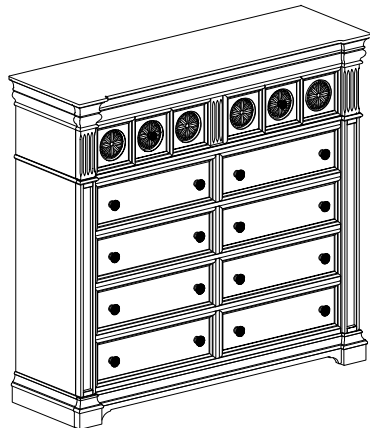
A

x1 Master Chest
x1 Commode
x1 Cómoda

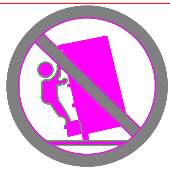


B

x1 Furniture Tipping Restraint
x1 Systeme antibasculement
x1 Control para evitar vulcos



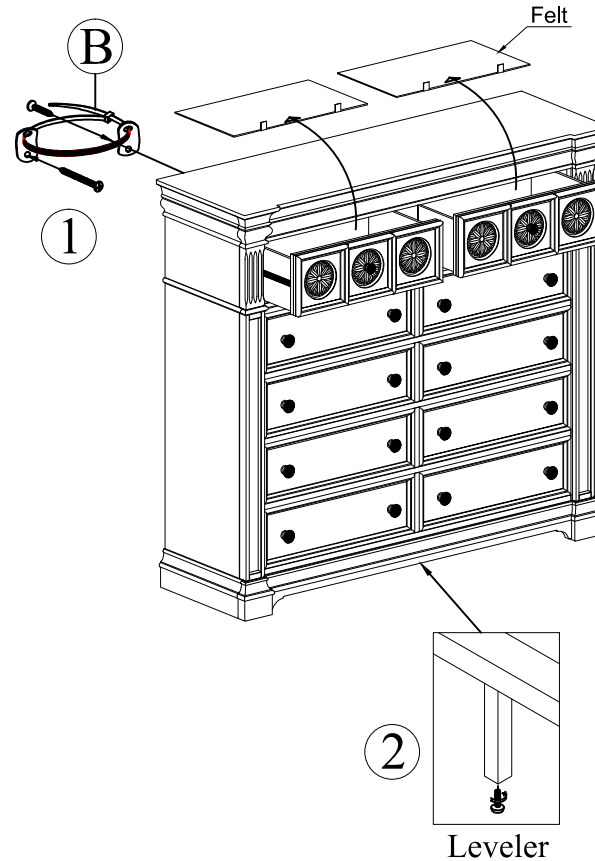
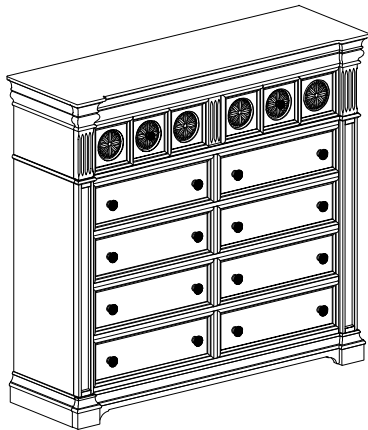
▲ WARNING



Serious or fatal crushing injuries can occur from furniture tip-over. To help prevent tip-over:

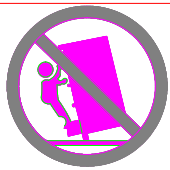
- install tipover restraint provided.
- Place heaviest items in the lowest drawers.
- Do not set TV's or other heavy objects on top of this product unless the product is specifically designed to accommodate them.
- Never allow children to climb or hang on drawers, doors, or shelves.
- Never open more than one drawers at a time (OR)
- Do not defeat or remove the drawers interlock system.

Use of tip-over restraints may only reduce, but not eliminate, the risk of tip-over.
this is a permanent label. Do not remove!



REPLACEABLE PART / PARTIE REMPLACABLE / PARTE REEMPLAZABLE
 ITEM NO. / ARTICLE NO. / ARTICULO NO. : P167127
 DESCRIPTION / DESCRIPCIÓN : MASTER CHEST / COMMODE / CÓMODA

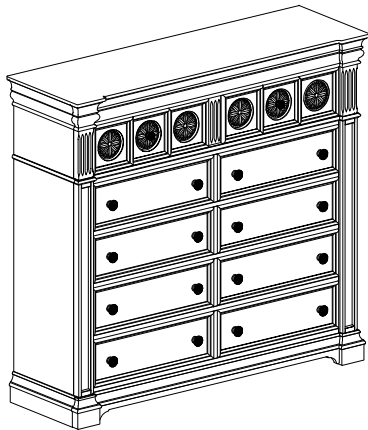
WARNING



Serious or fatal crushing injuries can occur from furniture tip-over. To help prevent tip-over:

- install tipover restraint provided.
- Place heaviest items in the lowest drawers.
- Do not set TV's or other heavy objects on top of this product unless the product is specifically designed to accommodate them.
- Never allow children to climb or hang on drawers, doors, or shelves.
- Never open more than one drawers at a time (OR)
- Do not defeat or remove the drawers interlock system.

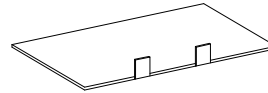
Use of tip-over restraints may only reduce, but not eliminate, the risk of tip-over. this is a permanent label. Do not remove!



x2 RP167-100 SKNOB
 Small Knob with screw*
 Poignée et vis
 Tirador y Tornillo



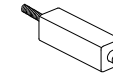
x16 RP167-100 BKNOB
 Big Knob with screw*
 Poignée et vis
 Tirador y Tornillo



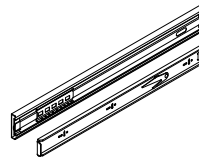
x2 RP167-127-FELT
 Removable Felt*
 Feutre
 Fieltro



x4 RC-BR-NAIL
 Brown Plastic Nail*
 Clou en plastique
 Clavo de plástico



x1 RP167127-CELEG
 Center Leg Support*
 Support central
 Soporte para la pata central



x10 COMGLIDE-12-45
 Common Glide 12 inch 45 mm*
 Glissière
 Carril de deslizamiento



x1 RC-FG-Brown
 Brown Leveler
 Patin réglable
 Nivelador

* Replaceable Part