

PARTS LIST / LISTE DES PIÈCES / LISTA DE PIEZAS

ITEM NO. / ARTICLE NO. / ARTICULO NO. : 102003

DESCRIPTION / DESCRIPCIÓN : CURVED END CURIO / VITRINE / VITRINA

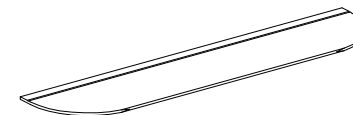
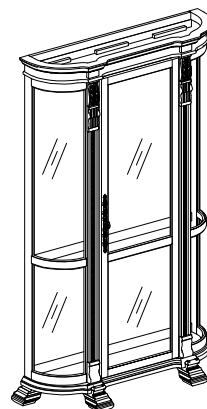
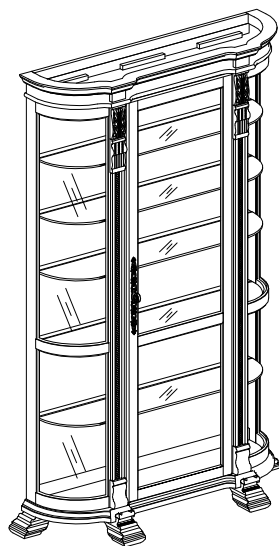
WARNING



Serious or fatal crushing injuries can occur from furniture tip-over. To help prevent tip-over:

- install tipover restraint provided.
- Place heaviest items in the lowest drawers.
- Do not set TV's or other heavy objects on top of this product unless the product is specifically designed to accommodate them.
- Never allow children to climb or hang on drawers, doors, or shelves.
- Never open more than one drawers at a time (OR)
- Do not defeat or remove the drawers interlock system.

Use of tip-over restraints may only reduce, but not eliminate, the risk of tip-over. this is a permanent label. Do not remove!



A

x1 Curved End Curio
x1 Vitrine
x1 Vitrina

B

x5 Glass shelf *
x5 Étagère en verre
x5 Estante de vidrio



C

x18 Common Shelf Support *
x18 Supports Pour Tablette
x18 Soporte De Las Repisas

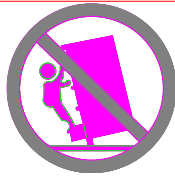


D

x1 Furniture Tipping Restraint
x1 Systeme antibasculement
x1 Control para evitar vulcos

* Replaceable Part

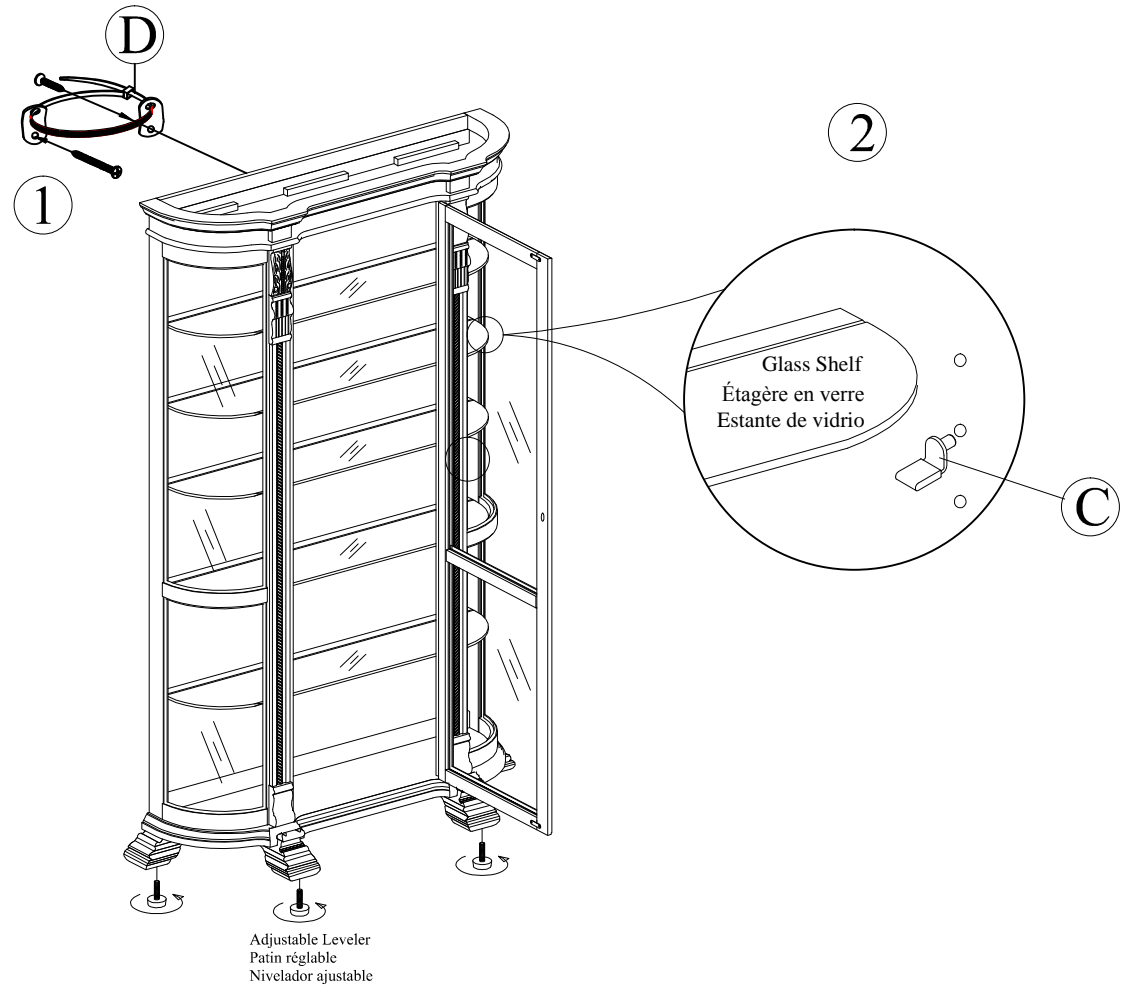
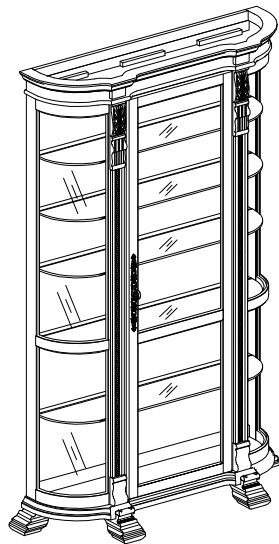
▲ WARNING



Serious or fatal crushing injuries can occur from furniture tip-over. To help prevent tip-over:

- install tipover restraint provided.
- Place heaviest items in the lowest drawers.
- Do not set TV's or other heavy objects on top of this product unless the product is specifically designed to accommodate them.
- Never allow children to climb or hang on drawers, doors, or shelves.
- Never open more than one drawers at a time (OR)
- Do not defeat or remove the drawers interlock system.

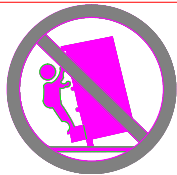
Use of tip-over restraints may only reduce, but not eliminate, the risk of tip-over. this is a permanent label. Do not remove!





REPLACEABLE PART / PARTIE REMPLACABLE / PARTE REEMPLAZABLE
 ITEM NO. / ARTICLE NO. / ARTICULO NO. : 102003
 DESCRIPTION / DESCRIPCIÓN : CURVED END CURIO / VITRINE / VITRINA

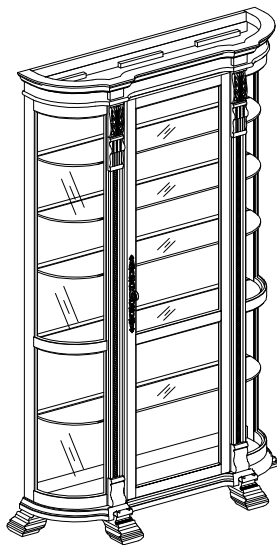
WARNING



Serious or fatal crushing injuries can occur from furniture tip-over. To help prevent tip-over:

- install tipover restraint provided.
- Place heaviest items in the lowest drawers.
- Do not set TV's or other heavy objects on top of this product unless the product is specifically designed to accommodate them.
- Never allow children to climb or hang on drawers, doors, or shelves.
- Never open more than one drawers at a time (OR)
- Do not defeat or remove the drawers interlock system.

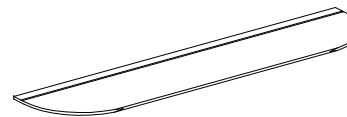
Use of tip-over restraints may only reduce, but not eliminate, the risk of tip-over. this is a permanent label. Do not remove!



x1 R102003-PULL
 Pull with screw and nails *
 Tirer et vis et Clou
 Tire y Tornillo y Clavo



x18 RC-SUPPORT-01
 Common Shelf Support *
 Supports Pour Tablette
 Soporte De Las Repisas



x5 R102003-62
 Glass shelf *
 Étagère en verre
 Estante de vidrio



x1 RC-LIGHT-08
 Double 25W light fixture wt roll switch *
 Iluminaire à del
 Lámpara led

* Replaceable Part