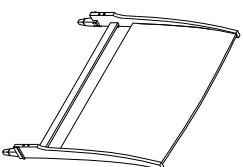
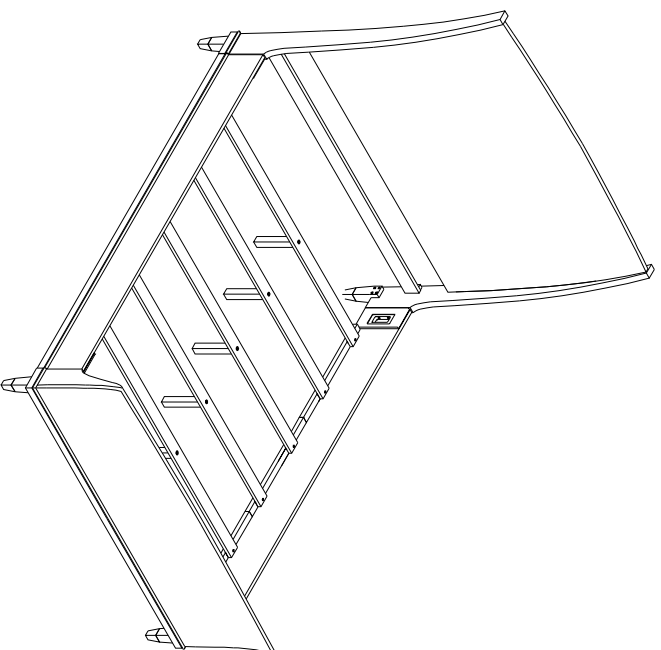


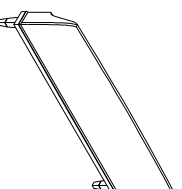
## PARTS LIST / LISTE DES PIÈCES / LISTA DE PIEZAS

ITEM NO. / NO D'ARTICLE / ARTICULO NO. : P359150/151/152

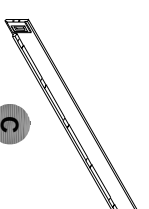
DESCRIPTION / LA DESCRIPTION / DESCRIPCIÓN: QUEEN BED / GRAND LIT/CAMA QUEEN



- A**
- x1 Headboard panel
  - x1 Tête de lit
  - x1 Panel de la cabecera



- B**
- x1 Footboard Panel
  - x1 Pied de lit
  - x1 Panel de pie de cama



- C**
- x2 Side Rail
  - x2 Traverse
  - x2 Travesaño lateral



- D**
- x5 Slat \*
  - x5 Lattes
  - x5 Listón



- E**
- x5 Center leg \*
  - x5 Pattes centrales
  - x5 Patas centrales



- F**
- x8 Hanger Bolt Ø5/16"x88mm \*
  - x8 Boulon-vis Ø5/16"x88mm
  - x8 Perno de suspensión Ø5/16"x88mm



- G**
- x8 Flat Washer ø5/16"x16x2mm \*
  - x8 Rondelle plate ø5/16"x16x2mm
  - x8 Arandela plana ø5/16"x16x2mm



- H**
- x8 Lock washer Ø5/16" \*
  - x8 Rondelle de blocage Ø5/16"
  - x8 Arandela de Seguridad Ø5/16"



- I**
- x8 Hex nut Ø5/16" \*
  - x8 Ecrus hexagonal Ø5/16"
  - x8 Tuerca hexagona Ø5/16"

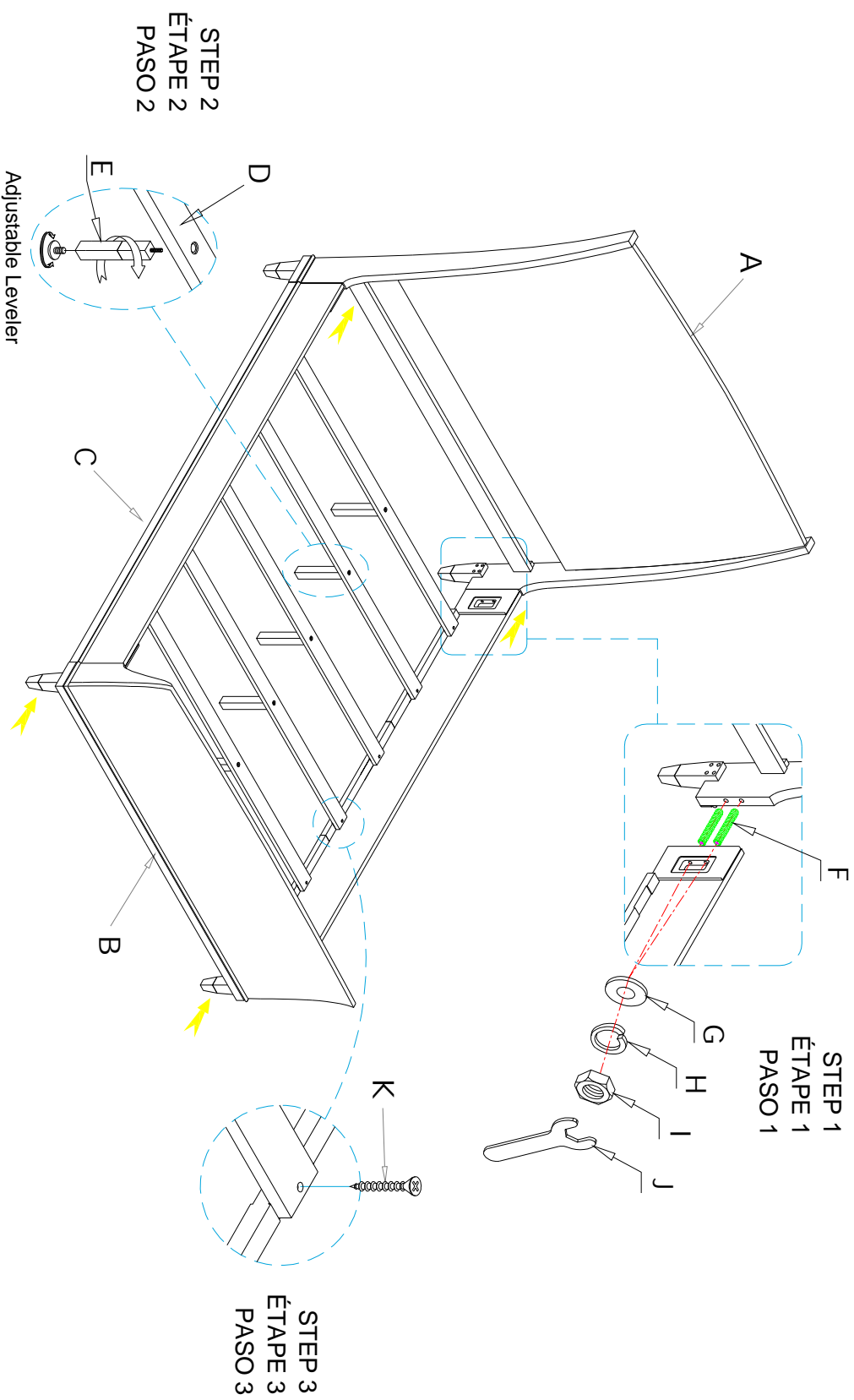


- J**
- x1 Open Wrench Ø5/16" \*
  - x1 Clé à fourche Ø5/16"
  - x1 Llave de boca Ø5/16"



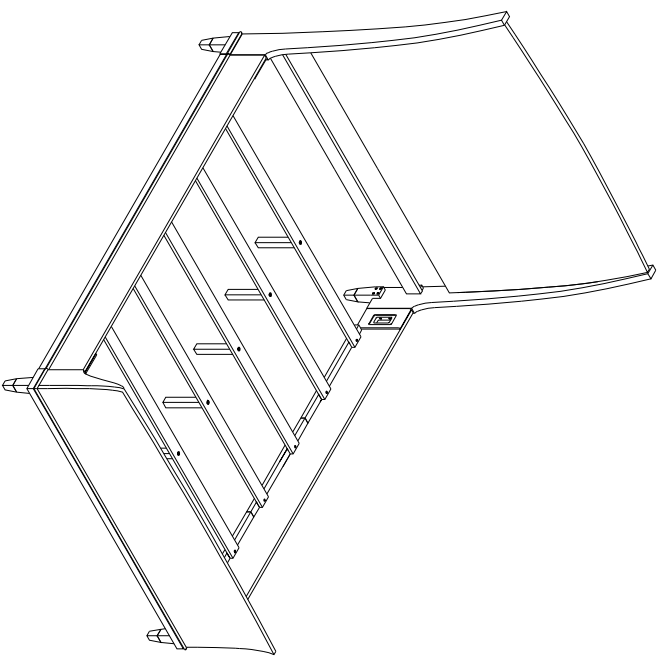
- K**
- x10 Wood Screw #8x25mm \*
  - x10 Vis à bois #8x25mm
  - x10 Tornillo para madera #8x25mm

\* Replaceable Part



\* Replaceable Part

**REPLACEABLE PART / PARTIE REMPLAÇABLE / PARTE REEMPLAZABLE**  
 ITEM NO. / NO D'ARTICLE / ARTICULO NO. : **P359150/151/152**  
 DESCRIPTION / LA DESCRIPTION / DESCRIPCIÓN: QUEEN BED / GRAND LIT/CAMA QUEEN



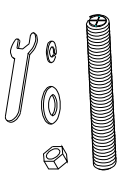
x5 RP359151-SLAT-Slat \*  
 Lattes  
 Listones



x5 RP359151-SUP-Slat Support Leg \*  
 Pattes centrales  
 Patas centrales



x10 RP359151-SCREW-Wood Screw \*  
 Vis à bois  
 Tornillo para madera



x1 RP359152-HWK/IT-Hardware kit list \*  
 Liste des pièces de quincaillerie  
 Lista del kit de materiales



x 5 RC-FG-WHITE-White Leveler \*  
 Patin réglable  
 Nivelador

\* Replaceable Part

## **Protect Your Wood or Laminate Flooring**

\* This statement applies to any floor without carpet.

If not careful, all furniture including upholstery and case pieces can scratch, scuff and even gouge floors. The recommendation is to have felt, rubber pads or area rugs under furniture on flooring without carpet.

### **Moving your furniture**

Pushing and dragging furniture over floor without carpet can lead to scratches and scuffs. Have someone help when moving the larger pieces of furniture by lifting, try using a dolly or moving pads.

### **Felt and rubber pads**

Applying furniture pads to the feet of furniture helps cushion contact points. Furniture pads can be found at local hardware stores. Felt pads slide easily across the floor, making them ideal for dining chairs and other pieces that move with use. Rubber pads will help furniture stay in place and are perfect for larger pieces, like sofas and loveseats.

### **Area rugs and rug pads**

Using an are rug under furniture is another way to protect your floor from scratches and scuff marks. A rug pad under the area rug will provide extra cushion and added protection.

\* *Reproachable Part*