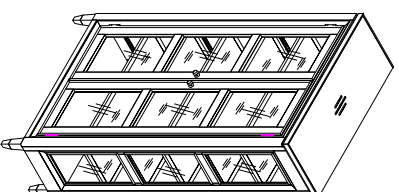
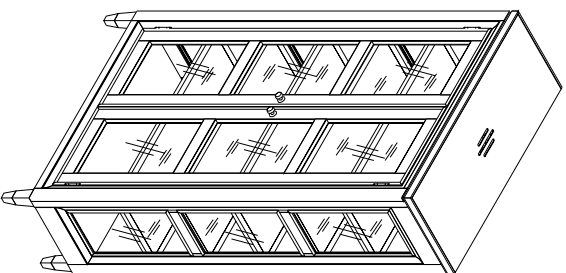


<b>▲ WARNING</b>	
	<p>Children have died from furniture tipover. To reduce the risk of furniture tipover:</p> <ul style="list-style-type: none"> <li><b>NEVER</b> put a TV on this product.</li> <li><b>NEVER</b> allow children to stand, climb or hang on drawers, doors, or shelves.</li> <li><b>NEVER</b> open more than one drawer at a time.</li> <li>Place heaviest items in the lowest drawers.</li> </ul> <p>This is a permanent label. Do not remove!</p>
	



- A**
- x1 Display Cabinet
  - x1 Cabinet-cellier
  - x1 Mueble bar

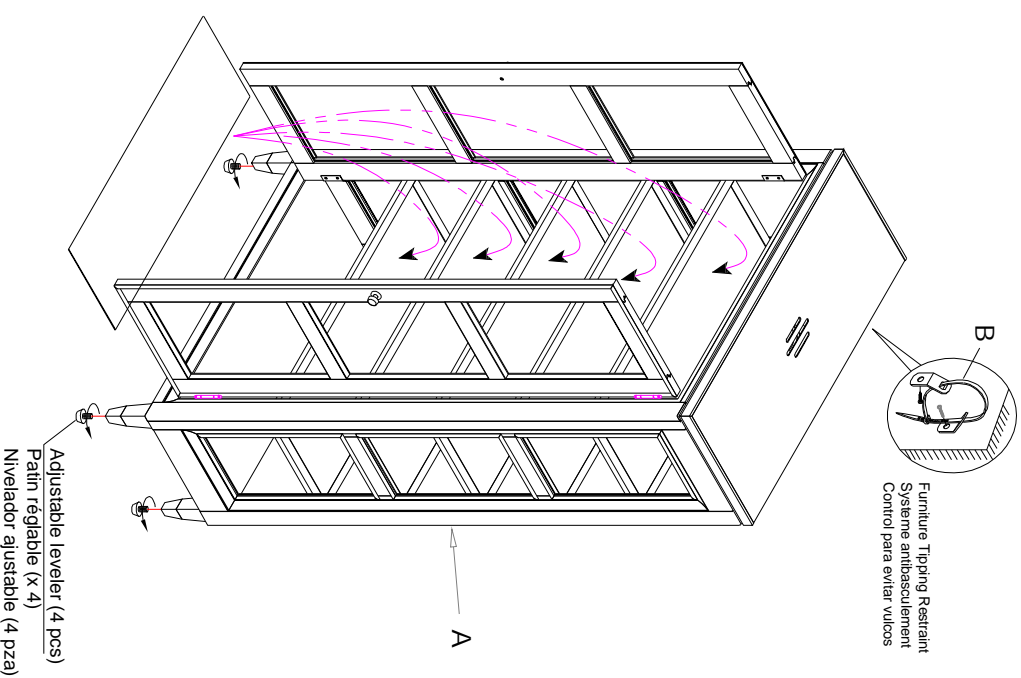


- B**
- x1 Furniture Tipping Restraint \*
  - x1 Systeme antibasculement
  - x1 Control para evitar vultcos

\* Replaceable Part

**ASSEMBLY INSTRUCTIONS/ NOTICE DE MONTAGE/ INSTRUCCIONES DE MONTAJE**  
 ITEM NO./ NO D'ARTICLE/ ARTICULO NO. : P359305  
 DESCRIPTION/ LA DESCRIPTION /DESCRIPCIÓN : Display Cabinet/Vitrine d'exposition/Vitrina

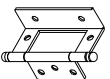
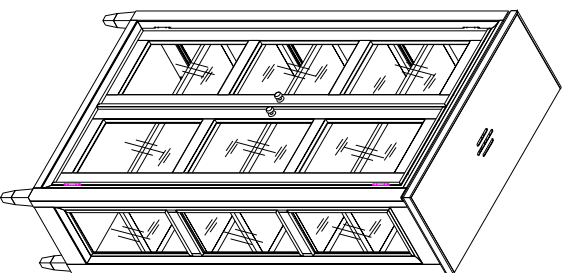
<b>A WARNING</b>	
	
<p>Children have died from furniture tipover. To reduce the risk of furniture tipover:</p> <ul style="list-style-type: none"> <li>• <b>NEVER</b> put a TV on this product.</li> <li>• <b>NEVER</b> allow children to stand, climb or hang on drawers, doors, or shelves.</li> <li>• <b>NEVER</b> open more than one drawer at a time.</li> <li>• Place heaviest items in the lowest drawers.</li> </ul> <p>This is a permanent label. Do not remove!</p>	



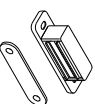
\* *Replaceable Part*

**REPLACEABLE PART / PARTIE REMPLAÇABLE / PARTE REEMPLAZABLE**  
 ITEM NO./ NO D'ARTICLE/ ARTICULO NO. : P359305  
 DESCRIPTION/ LA DESCRIPTION /DESCRIPCIÓN : Display Cabinet/Vitrine d'exposition/Vitrina

<b>⚠ WARNING</b>	 
<p>Children have died from furniture tipover. To reduce the risk of furniture tipover:</p> <ul style="list-style-type: none"> <li>• <b>NEVER</b> put a TV on this product.</li> <li>• <b>NEVER</b> allow children to stand, climb or hang on drawers, doors, or shelves.</li> <li>• <b>NEVER</b> open more than one drawer at a time.</li> <li>• Place heaviest items in the lowest drawers.</li> </ul> <p>This is a permanent label. Do not remove!</p>	



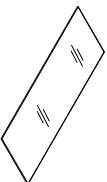
x6 RP359305-HINGE-Door Hinge \*  
 Charnière de porte  
 Bisagra de la puerta



x4 RP359305-CATCH-Door Catch \*  
 Catch de arrant  
 Captura de man



x2 RP359305-KNOB-Knob with Screw \*  
 Poignée + vis  
 Tirador + Tornillo



x5 RP359305-SHELF-GLASS Shelf \*  
 Étagère latéral  
 Estante lateral



x1 RC-ANTI-TIP- Anti-tipping Restraint \*  
 Systeme antibasculement  
 Control para evitar vuelcos



x1 RP359305-LIGHT- Light \*  
 Luminaire  
 Lámpara



x4 RC-FG-WHITE-White Leveler \*  
 Patin réglable  
 Nivelador



x20 RP359302-CLIP- Shelf clip \*  
 Supports Pour  
 Tablette Supporte De Las Repisas

\* Replaceable Part

## **Protect Your Wood or Laminate Flooring**

\* This statement applies to any floor without carpet.

If not careful, all furniture including upholstery and case pieces can scratch, scuff and even gouge floors. The recommendation is to have felt, rubber pads or area rugs under furniture on flooring without carpet.

### **Moving your furniture**

Pushing and dragging furniture over floor without carpet can lead to scratches and scuffs. Have someone help when moving the larger pieces of furniture by lifting, try using a dolly or moving pads.

### **Felt and rubber pads**

Applying furniture pads to the feet of furniture helps cushion contact points. Furniture pads can be found at local hardware stores. Felt pads slide easily across the floor, making them ideal for dining chairs and other pieces that move with use. Rubber pads will help furniture stay in place and are perfect for larger pieces, like sofas and loveseats.

### **Area rugs and rug pads**

Using an are rug under furniture is another way to protect your floor from scratches and scuff marks. A rug pad under the area rug will provide extra cushion and added protection.

\* *Reproducible Part*