

PARTS LIST / LISTE DES PIÈCES / LISTA DE PIEZAS

ITEM NO. / ARTICLE NO. / ARTICULO NO. : 21384

DESCRIPTION / DESCRIPCIÓN : SIDE ENTRY CURIO / ARMOIRE VITRÉE À OUVERTURE LATÉRALE /
VITRINA CON ACCESO LATERAL

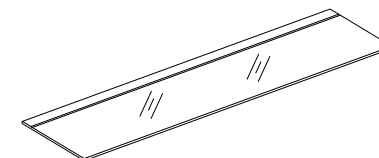
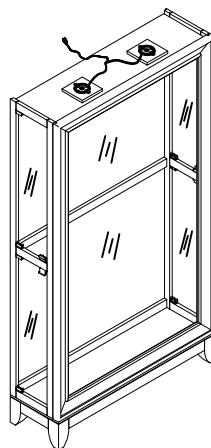
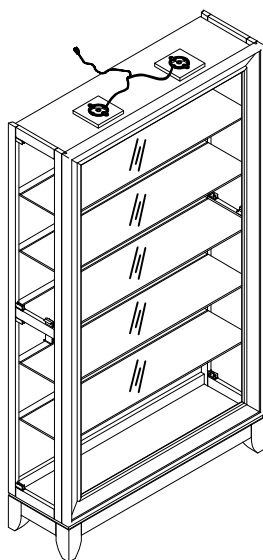
WARNING



Serious or fatal crushing injuries can occur from furniture tip-over. To help prevent tip-over:

- install tipover restraint provided.
- Place heaviest items in the lowest drawers.
- Do not set TV's or other heavy objects on top of this product unless the product is specifically designed to accommodate them.
- Never allow children to climb or hang on drawers, doors, or shelves.
- Never open more than one drawers at a time (OR)
- Do not defeat or remove the drawers interlock system.

Use of tip-over restraints may only reduce, but not eliminate, the risk of tip-over.
this is a permanent label. Do not remove!



A

x1 Side Entry Curio
x1 Armoire vitrée à ouverture latérale
x1 Vitrina con acceso lateral

B

x5 Glass shelf *
x5 Étagère en verre
x5 Estante de vidrio



C

x20 Common Shelf Support *
x20 Supports Pour Tablette
x20 Soporte De Las Repisas



D

x1 Furniture Tipping Restraint
x1 Systeme antibasculement
x1 Control para evitar vulcos

* Replaceable Part

ASSEMBLY INSTRUCTIONS / NOTICE DE MONTAGE / INSTRUCCIONES DE MONTAJE
ITEM NO. / ARTICLE NO. / ARTICULO NO. : 21384

DESCRIPTION / DESCRIPCIÓN : SIDE ENTRY CURIO / ARMOIRE VITRÉE À OUVERTURE LATÉRALE /
VITRINA CON ACCESO LATERAL

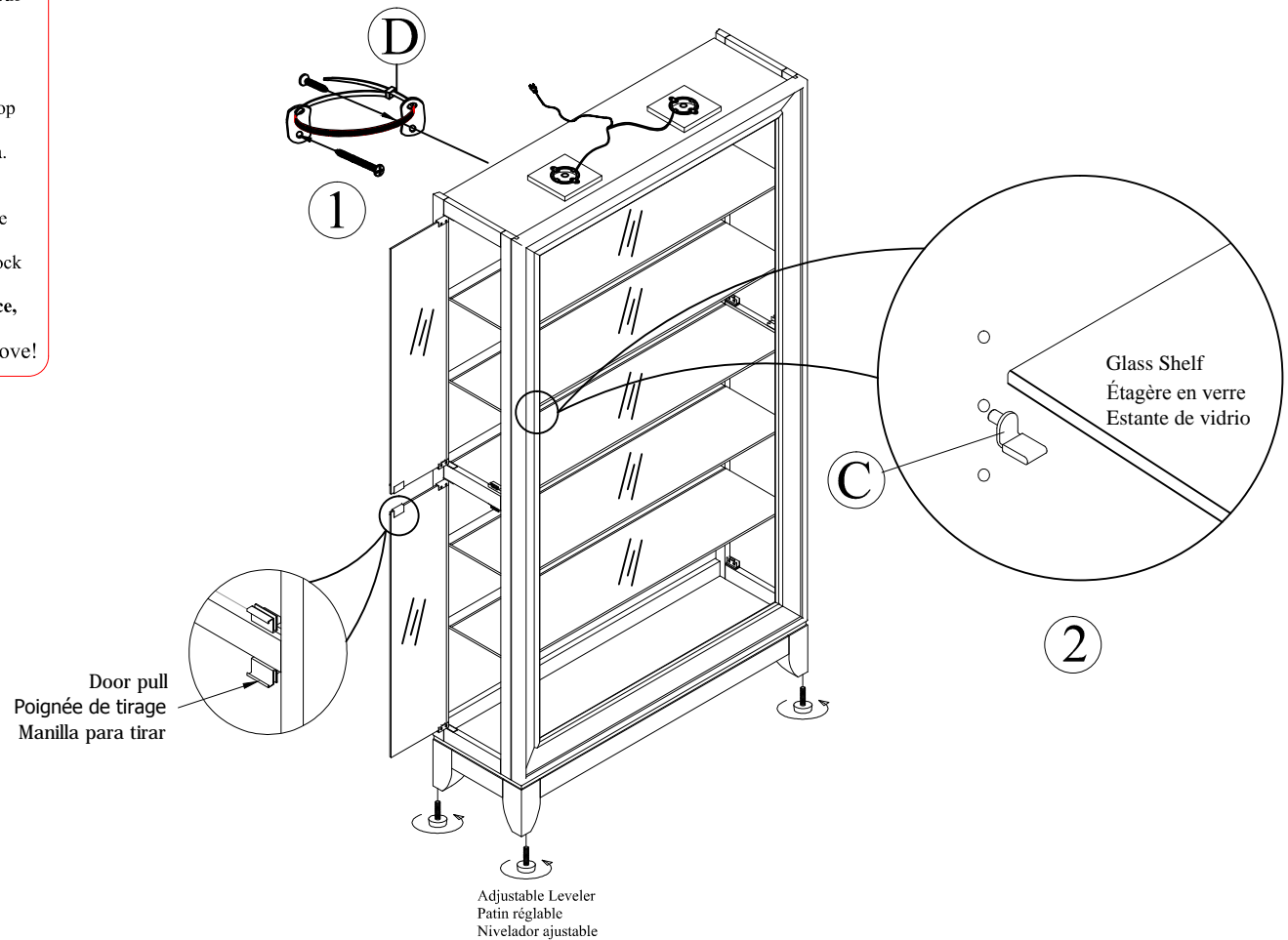
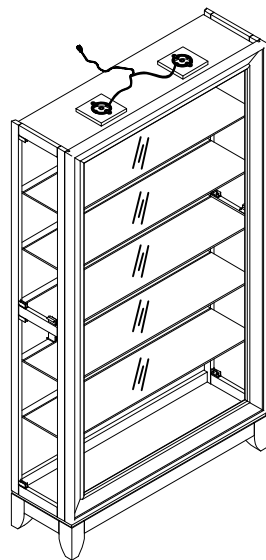
 **WARNING**



Serious or fatal crushing injuries can occur from furniture tip-over. To help prevent tip-over:

- install tipover restraint provided.
- Place heaviest items in the lowest drawers.
- Do not set TV's or other heavy objects on top of this product unless the product is specifically designed to accommodate them.
- Never allow children to climb or hang on drawers, doors, or shelves.
- Never open more than one drawers at a time (OR)
- Do not defeat or remove the drawers interlock system.

Use of tip-over restraints may only reduce, but not eliminate, the risk of tip-over. this is a permanent label. Do not remove!



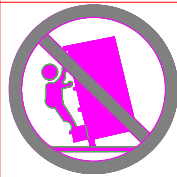


REPLACEABLE PART / PARTIE REMPLACABLE / PARTE REEMPLAZABLE

ITEM NO. / ARTICLE NO. / ARTICULO NO. : 21384

DESCRIPTION / DESCRIPCIÓN : SIDE ENTRY CURIO / ARMOIRE VITRÉE À OUVERTURE LATÉRALE / VITRINA CON ACCESO LATERAL

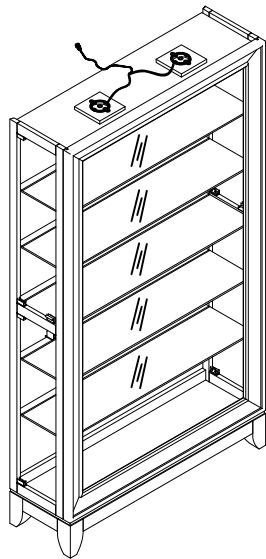
WARNING



Serious or fatal crushing injuries can occur from furniture tip-over. To help prevent tip-over:

- install tipover restraint provided.
- Place heaviest items in the lowest drawers.
- Do not set TV's or other heavy objects on top of this product unless the product is specifically designed to accommodate them.
- Never allow children to climb or hang on drawers, doors, or shelves.
- Never open more than one drawers at a time (OR)
- Do not defeat or remove the drawers interlock system.

Use of tip-over restraints may only reduce, but not eliminate, the risk of tip-over. this is a permanent label. Do not remove!



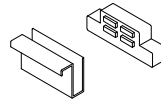
x4 R21384-GLASS
Door Glass *
Porte en verre
Puerta de vidrio



x8 RC-HINGE-03
Glass Hinge (Nickle) *
Charnière (Nickle)
Bisagra (Níquel)



x4 RC-PULL-03
Glass Door Pull (Brass) with Felt *
Poignée (Laiton) et Feutre
Tirador (Latón) y Fieltro



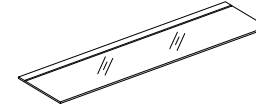
x20 RC-SUPPORT-02
Common Shelf Support *
Supports Pour Tablette
Soporte De Las Repisas



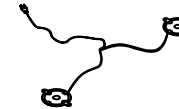
x1 RC-WALLHB-00
Wall Hanger Brackets *
Ferrure
Ménsula



x5 R21384-SHELF
Glass shelf *
Étagère en verre
Estante de vidrio



x1 RC-LIGHT-15
Light fixture w/roll switch*
lumière et interrupteur
luz y interruptor



x4 RC-FG-BROWN
Brown Leveler *
Patin réglable
Nivelador



* Replaceable Part