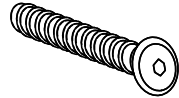



**WARNING**

Children have died from furniture tipover. To reduce the risk of furniture tipover:

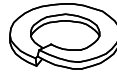
- ALWAYS install anti-tip device provided.
- NEVER put a TV on this product.
- NEVER allow children to stand, climb, or hang on any drawers, doors, or shelves.
- NEVER open more than one drawer at a time.
- Place heaviest items in the lowest drawers.

*This is a permanent label. Do not remove!*

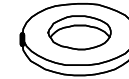
**A**

x8 JCBC Bolt M6 x 40MM \*  
x8 Boulon JCBC M6 x 40MM  
x8 JCBC Perno M6 x 40MM



**B**

x8 Spring Washer M6 \*  
x8 Rondelle à ressort M6  
x8 Arandela auto-bloqueante M6



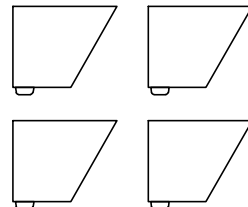
**C**

x8 Flat Washer M6 \*  
x8 Rondelle Plate M6  
x8 Arandela Plana M6



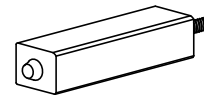
**D**

x1 Allen Key 4 x 65MM \*  
x1 Clé hexagonale 4 x 65MM  
x1 Llave Allen 4 x 65MM



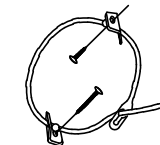
**E**

x4 Leg \*  
x4 Patte  
x4 Pata



**F**

x1 Center Leg \*  
x1 Pattes centrales  
x1 Patas centrales



**G**

x1 Tipping restraint  
x1 Liste des pièces de quincaillerie antibasculement  
x1 Abrazadera antivuelco

*\*Replaceable Part*

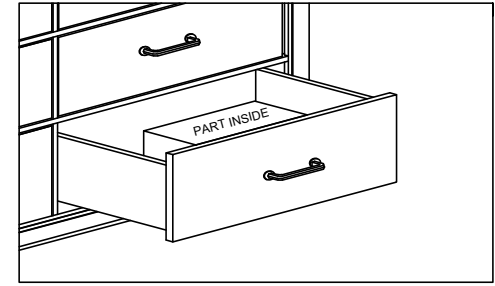
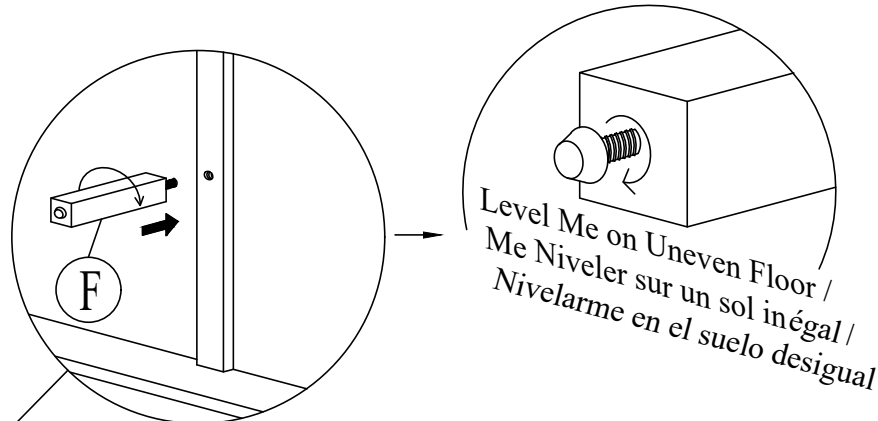
**WARNING**



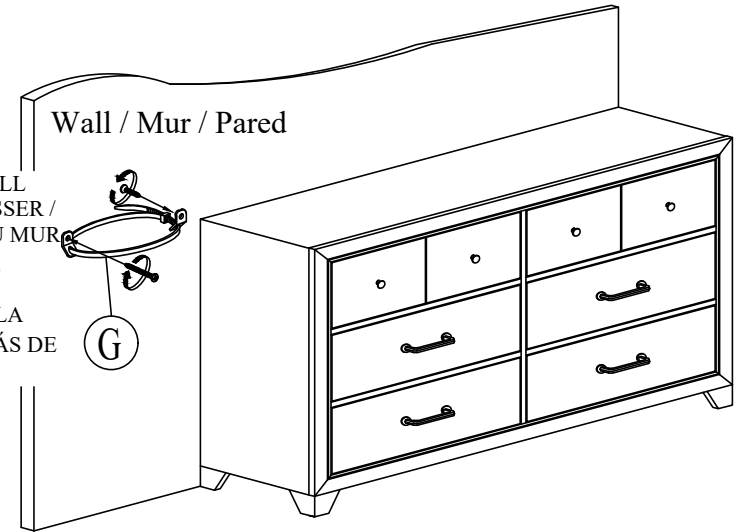
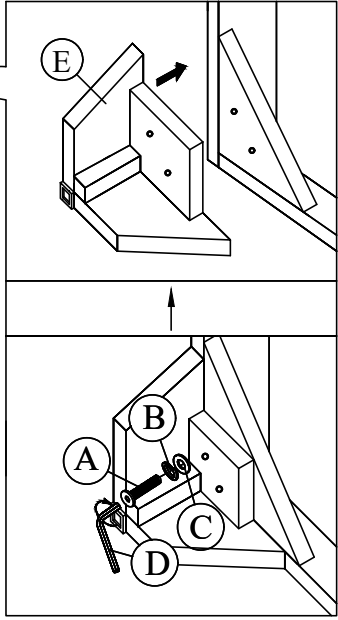
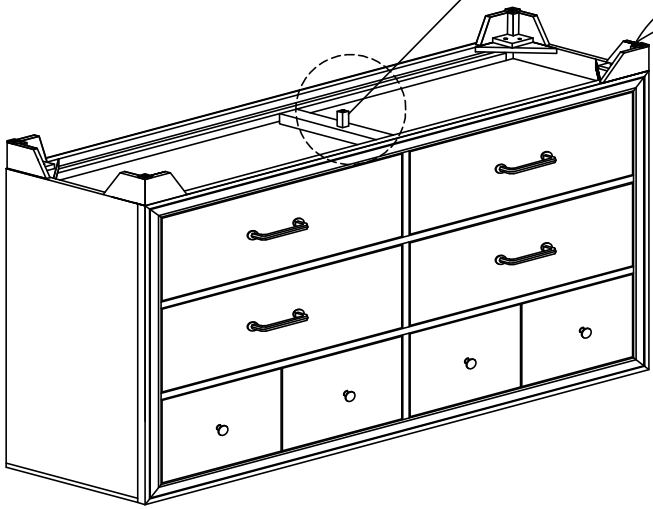
**Children have died from furniture tipover. To reduce the risk of furniture tipover:**

- ALWAYS install anti-tip device provided.
- NEVER put a TV on this product.
- NEVER allow children to stand, climb, or hang on any drawers, doors, or shelves.
- NEVER open more than one drawer at a time.
- Place heaviest items in the lowest drawers.

*This is a permanent label. Do not remove!*




HARDWARE & LEGS (PACKED INSIDE DRAWER)  
QUINCAILLERIE ET PIEDS ( EMBALLÉS À L'INTÉRIEUR DU TIROIR )  
HERRAJES Y PATAS ( EMPAQUETADO DENTRO DEL CAJÓN )



AFFIX TO WALL  
BEHIND DRESSER /  
KENAFFIX AU MUR  
DERRIÈRE LA  
COMMODE /  
KENAFFIX A LA  
PARED DETRÁS DE  
LA CÓMODA

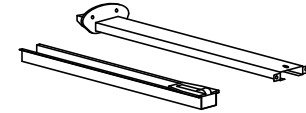
*\*Replaceable Part*



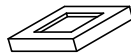
x4 RS496-410-KNOB \*  
 Knob with Screw  
 Poignée + vis  
 Tirador + Tornillo



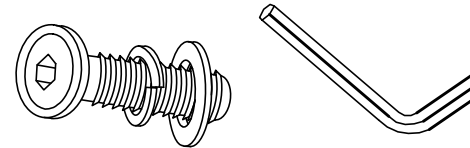
x4 RS496-410-PULL \*  
 Pull with Screw  
 Tirer + vis  
 Tirer + Tornillo



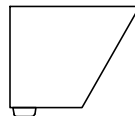
x6 RS496-410-DG \*  
 Drawer Glide  
 Glissière  
 Carril de deslizamiento



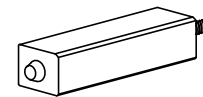
x4 RC-BL-NAIL \*  
 Black Plastic Nail  
 Clou en plastique  
 Clavo de plástico



x1 RS496-410-HWKIT \*  
 Hardware Kit  
 Liste des pièces de quincaillerie  
 Lista del kit de materiales



x4 RS496-410-LEG \*  
 Legs  
 Jambes  
 Piernas



x1 RS496-410-CELEG \*  
 Center leg  
 Pattes centrales  
 Patas centrales

*\*Replaceable Part*

## **Protect Your Wood or Laminate Flooring**

\*This statement applies to any floor without carpet.

If not careful, all furniture including upholstery and case pieces can scratch, scuff and even gouge floors. The recommendation is to have felt, rubber pads or area rugs under furniture on flooring without carpet.

### **Moving your furniture**

Pushing and dragging furniture over floors without carpet can lead to scratches and scuffs. Have someone help when moving the larger pieces of furniture by lifting, try using a dolly or moving pads.

### **Felt and rubber pads**

Applying furniture pads to the feet of furniture helps cushion contact points. Furniture pads can be found at local hardware stores. Felt pads slide easily across the floor, making them ideal for dining chairs and other pieces that move with use. Rubber pads will help furniture stay in place and are perfect for larger pieces, like sofas and loveseats.

### **Area rugs and rug pads**

Using an area rug under furniture is another way to protect your floor from scratches and scuff marks. A rug pad under the area rug will provide extra cushion and added protection.