



PARTS LIST / LISTE DES PIÈCES / LISTA DE PIEZA

ITEM / NO D'ARTICLE / ARTICULO.: S958-040

Description/ La Description / Descripción : Drawer Chest / Tiroir / Caja de dibujante

	<p>⚠ WARNING</p> <p>Children have died from furniture tipover. To reduce the risk of furniture tipover:</p> <ul style="list-style-type: none"> - ALWAYS install anti-tip device provided. - NEVER put a TV on this product. - NEVER allow children to stand, climb, or hang on any drawers, doors, or shelves. - NEVER open more than one drawer at a time. - Place heaviest items in the lowest drawers. <p><i>This is a permanent label. Do not remove!</i></p>
	



A

- x1 Chest
- x1 Commode
- x1 Cómmoda



B

- x1 Furniture Tipping Restraint
- x1 Système antipasculement
- x1 Control para evitar vuelcos

*

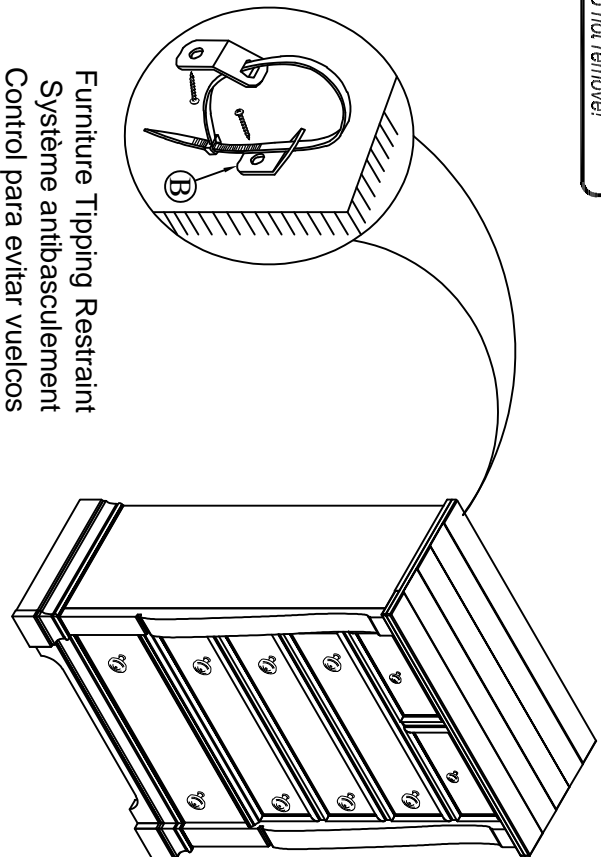
*Replaceable Part

ASSEMBLY INSTRUCTION / NOTICE DE MONTAGE / INSTRUCCIONES DE MONTAJE

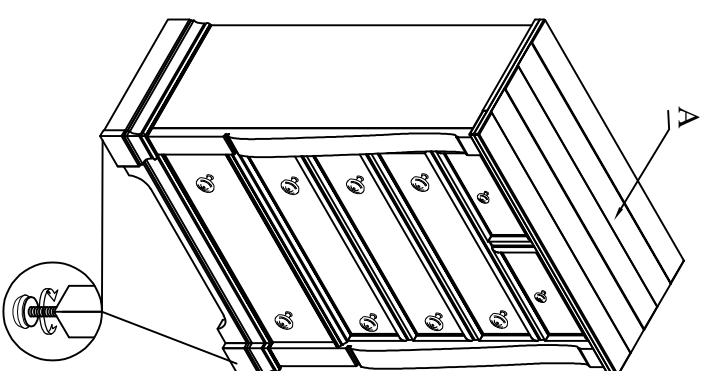
ITEM / NO D'ARTICLE / ARTICULO.: S958-040

Description/ La Description / Descripción : Drawer Chest / Tiroir / Caja de dibujante

	
⚠ WARNING	
<p>Children have died from furniture tipover. To reduce the risk of furniture tipover:</p> <ul style="list-style-type: none"> - ALWAYS install anti-tip device provided. - NEVER put a TV on this product. - NEVER allow children to stand, climb, or hang on any drawers, doors, or shelves. - NEVER open more than one drawer at a time. - Place heaviest items in the lowest drawers. <p><i>This is a permanent label. Do not remove!</i></p>	



Furniture Tipping Restraint
Système antibasculement
Control para evitar vuelcos



Adjustable leveler
Patin réglable
Nivelador ajustable

*Replaceable Part

REPLACEABLE PART / PARTIE REMPLACABLE / PARTE REEMPLAZABLE

ITEM / NO D'ARTICLE / ARTICULO.: S958-040

Description/ La Description / Descripción : Drawer Chest / Tiroir / Caja de dibujante

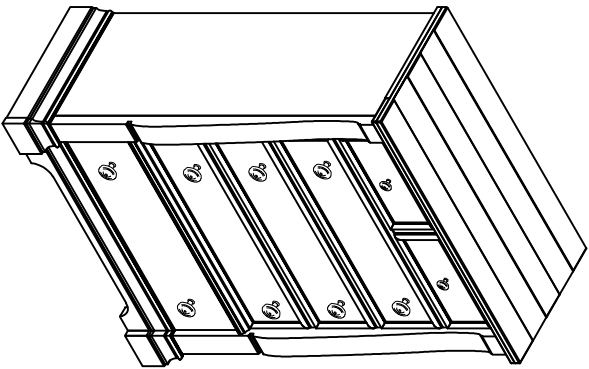
⚠ WARNING




Children have died from furniture tipover. To reduce the risk of furniture tipover:

- ALWAYS install anti-tip device provided.
- NEVER put a TV on this product.
- NEVER allow children to stand, climb, or hang on any drawers, doors, or shelves.
- NEVER open more than one drawer at a time.
- Place heaviest items in the lowest drawers.

This is a permanent label. Do not remove!



x8 RS958-010-KNOBB-Big Knob with Screw
Poignée + Vis
Tiraor + Tornillo



x5 COMGLIDE-10-45 - Drawer Glide
Glissière de tiroir
Deslizamiento del cajón



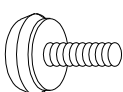
x1 RC-ANTI-TIP-Furniture Restraint
Système antibasculement
Control para evitar vuelcos



x2 RS958-010-KNOBS-Small Knob with Screw
Poignée + Vis
Tiraor + Tornillo



x2 RC-BR-NAIL - Brown Plastic nail
clou en plastique
clavo de plástico



x2 RC-FG-BROWN-Brown leveler
Niveladora marron
Nivelador marron

*Replaceable Part

Protect Your Wood or Laminate Flooring

*This statement applies to any floor without carpet.

If not careful, all furniture including upholstery and case pieces can scratch, scuff and even gouge floors. The recommendation is to have felt, rubber pads or area rugs under furniture on flooring without carpet.

Moving your furniture

Pushing and dragging furniture over floors without carpet can lead to scratches and scuffs. Have someone help when moving the larger pieces of furniture by lifting, try using a dolly or moving pads.

Felt and rubber pads

Applying furniture pads to the feet of furniture helps cushion contact points. Furniture pads can be found at local hardware stores. Felt pads slide easily across the floor, making them ideal for dining chairs and other pieces that move with use. Rubber pads will help furniture stay in place and are perfect for larger pieces, like sofas and loveseats.

Area rugs and rug pads

Using an area rug under furniture is another way to protect your floor from scratches and scuff marks. A rug pad under the area rug will provide extra cushion and added protection.