
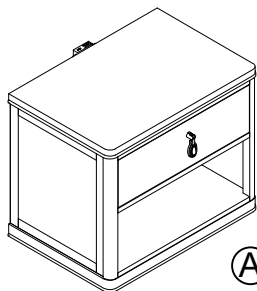


**⚠ WARNING**

Children have died from furniture tipover. To reduce the risk of furniture tipover:

- ALWAYS install tipover restraint provided.
- NEVER put a TV on this product.
- NEVER allow children to stand, climb or hang on drawers, doors, or shelves.
- NEVER open more than one drawer at a time.
- Place heaviest items in the lowest drawers.


*This is a permanent label. Do not remove!*

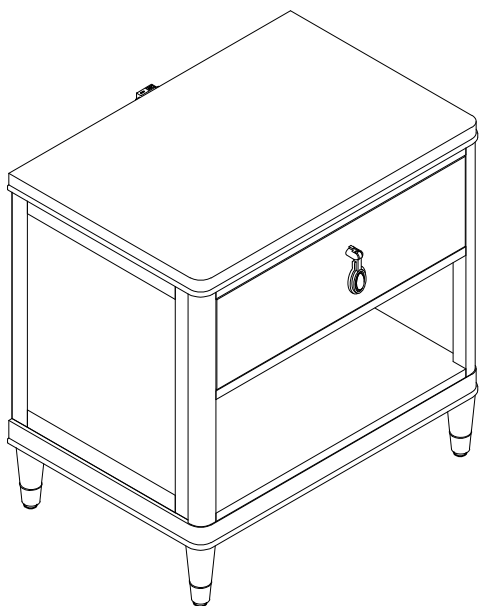
Ⓐ  
 x1 Nightstand  
 x1 Table de chevet  
 x1 Mesa de noche



Ⓑ \*  
 x4 Leg  
 x4 Patte  
 x4 Pata



①  
 x1 Furniture Tipping Restraint  
 x1 Systeme antibasculement  
 x1 Control para evitar vulcos



\* Replaceable Part

**⚠ WARNING**

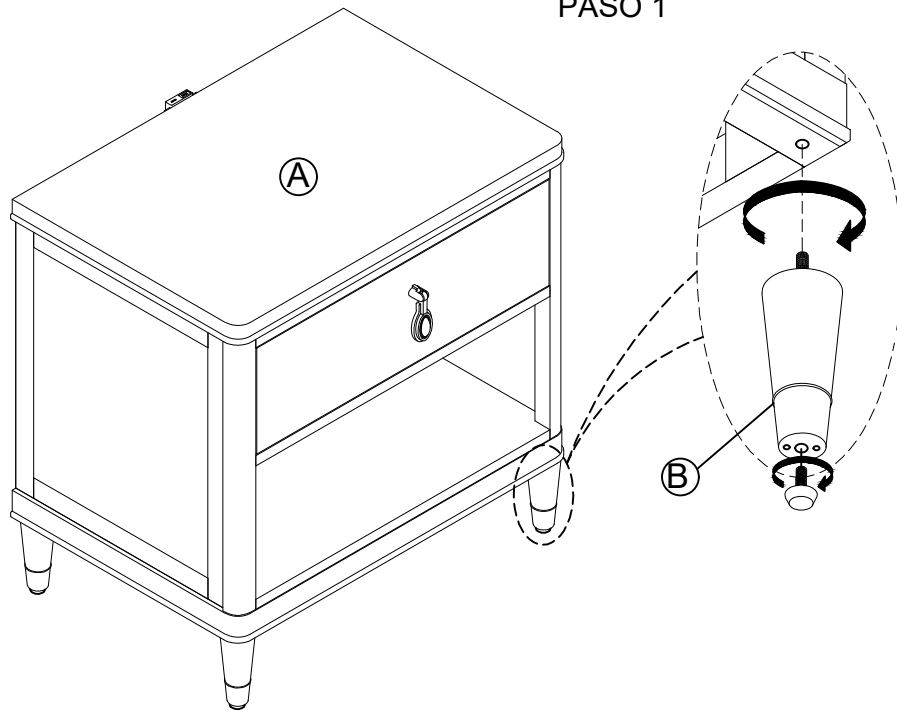
Children have died from furniture tipover. To reduce the risk of furniture tipover:

- ALWAYS install tipover restraint provided.
- NEVER put a TV on this product.
- NEVER allow children to stand, climb or hang on drawers, doors, or shelves.
- NEVER open more than one drawer at a time.
- Place heaviest items in the lowest drawers.

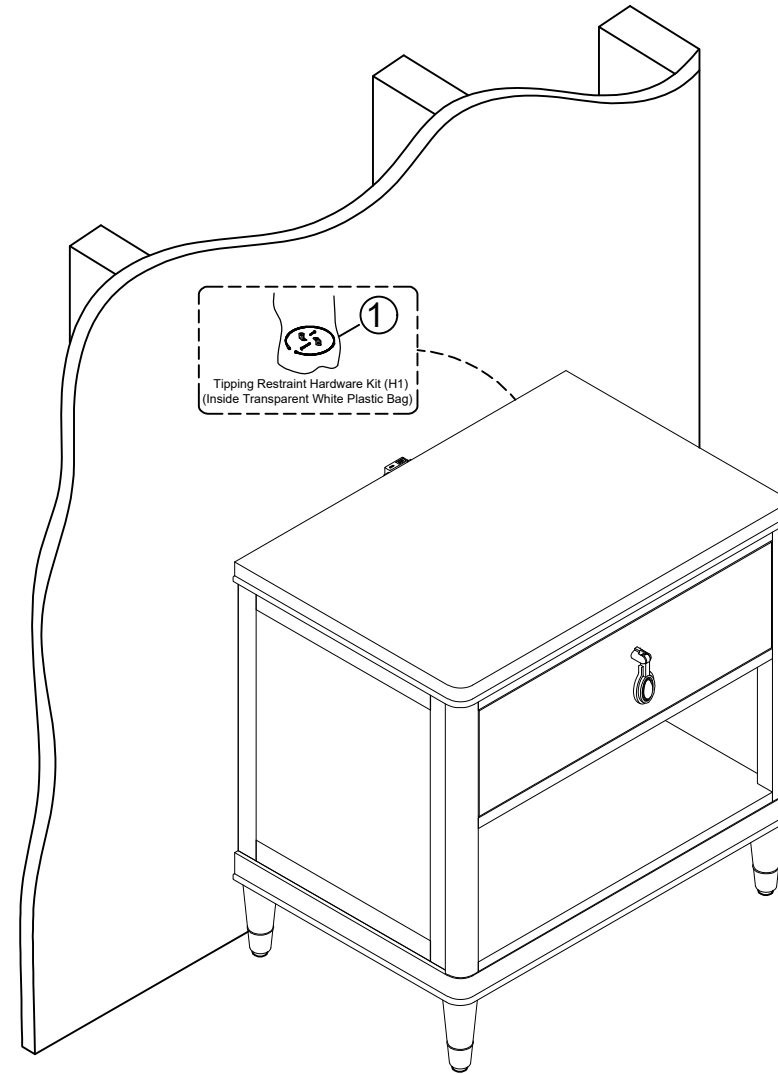
*This is a permanent label. Do not remove!*



STEP 1  
ÉTAPE 1  
PASO 1



STEP 2  
ÉTAPE 2  
PASO 2



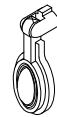
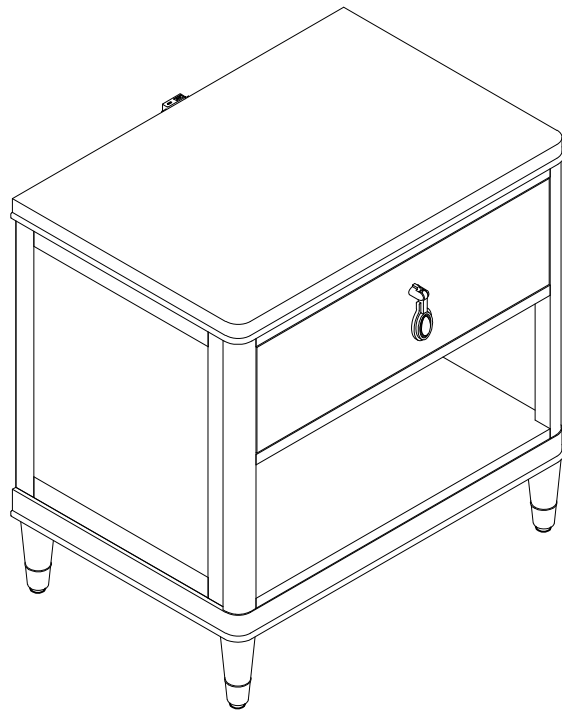
\* Replaceable Part

**WARNING**

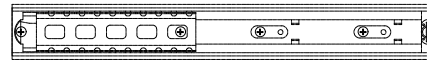
Children have died from furniture tipover. To reduce the risk of furniture tipover:

- ALWAYS install tipover restraint provided.
- NEVER put a TV on this product.
- NEVER allow children to stand, climb or hang on drawers, doors, or shelves.
- NEVER open more than one drawer at a time.
- Place heaviest items in the lowest drawers.

*This is a permanent label. Do not remove!*



x1 RP377100-PULL- Pull with Screw  
- Tirer et vis  
- Tire y Tornillo



1 Set COMGLIDE-10-45 -Common Glide  
- Glissière  
- Carril de deslizamiento



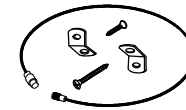
x4 RP377140-FOOT - Foot with Metal Cap  
- Pied  
- Pie



x1 RP377140-USB- USB port  
- Prises USB  
- Conectores USB



x4 RC-FG-WHITE - White Leveler  
- Patin réglable  
- Nivelador



x1 RC-ANTI-TIP -M- Metal Anti- tip kit  
- Systeme antibasculement  
- Control para evitar vulcos

\* Replaceable Part

## **Protect Your Wood or Laminate Flooring**

\*This statement applies to any floor without carpet.

If not careful, all furniture including upholstery and case pieces can scratch, scuff and even gouge floors. The recommendation is to have felt, rubber pads or area rugs under furniture on flooring without carpet.

### **Moving your furniture**

Pushing and dragging furniture over floors without carpet can lead to scratches and scuffs. Have someone

help when moving the larger pieces of furniture by lifting, try using a dolly or moving pads.

### **Felt and rubber pads**

Applying furniture pads to the feet of furniture helps cushion contact points. Furniture pads can be found at local hardware stores. Felt pads slide easily across the floor, making them ideal for dining chairs and other pieces that move with use. Rubber pads will help furniture stay in place and are perfect for larger pieces, like sofas and loveseats.

### **Area rugs and rug pads**

Using an area rug under furniture is another way to protect your floor from scratches and scuff marks. A rug pad under the area rug will provide extra cushion and added protection.