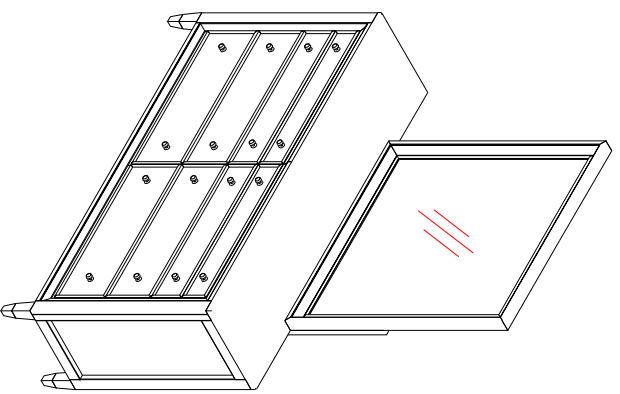


**PARTS LIST / LISTE DES PIÈCES / LISTA DE PIEZAS**  
 ITEM NO. / NO D'ARTICLE/ ARTICULO NO. : P359110  
 DESCRIPTION/ LA DESCRIPTION / DESCRIPCIÓN : MIRROR / MIROIR / ESPEJO

<b>⚠ WARNING</b>	
	<p>Children have died from furniture tipover. To reduce the risk of furniture tipover:</p> <ul style="list-style-type: none"> <li>• <b>NEVER</b> put a TV on this product.</li> <li>• <b>NEVER</b> allow children to stand, climb or hang on drawers, doors, or shelves.</li> <li>• <b>NEVER</b> open more than one drawer at a time.</li> <li>• Place heaviest items in the lowest drawers.</li> </ul> <p>This is a permanent label. Do not remove!</p>
	



- |  |  |   |  |
|--|--|---|--|
| <p><b>A</b></p> <p>x1 Mirror<br/>x1 Miroir<br/>x1 Espejo</p> | <p><b>B</b></p> <p>x2 Mirror Support *<br/>x2 Supporte de miroir<br/>x2 Soporte del espejo</p> | <p><b>C</b></p> <p>x8 Allen bolt <math>\phi 1/4 \times 45</math>mm *<br/>x8 Vis à tête creuse hexagonale <math>\phi 1/4 \times 45</math>mm<br/>x8 Perno Allen <math>\phi 1/4 \times 45</math>mm</p> | <p><b>D</b></p> <p>x8 Lock washer <math>\phi 1/4</math>" *<br/>x8 Rondelle de blocage <math>\phi 1/4</math>"<br/>x8 Arandela de Seguridad <math>\phi 1/4</math>"</p> |
|--|--|---|--|

- |  |  |
|--|--|
| <p><b>E</b></p> <p>x8 Flat Washer <math>\phi 1/4 \times 19 \times 2</math>mm *<br/>x8 Rondelle plate <math>\phi 1/4 \times 19 \times 2</math>mm<br/>x8 Arandela plana <math>\phi 1/4 \times 19 \times 2</math>mm</p> | <p><b>F</b></p> <p>x1 Allen Key 4mm *<br/>x1 Clé hexagonale 4mm<br/>x1 Llave Allen 4mm</p> |
|--|--|

\* Replaceable Part

## ASSEMBLY INSTRUCTIONS/ NOTICE DE MONTAGE/ INSTRUCCIONES DE MONTAJE

ITEM NO. / NO D'ARTICLE/ ARTICULO NO. : P359110

DESCRIPTION/ LA DESCRIPTION/ DESCRIPCIÓN : MIRROR / MIROIR / ESPEJO

### ⚠ WARNING

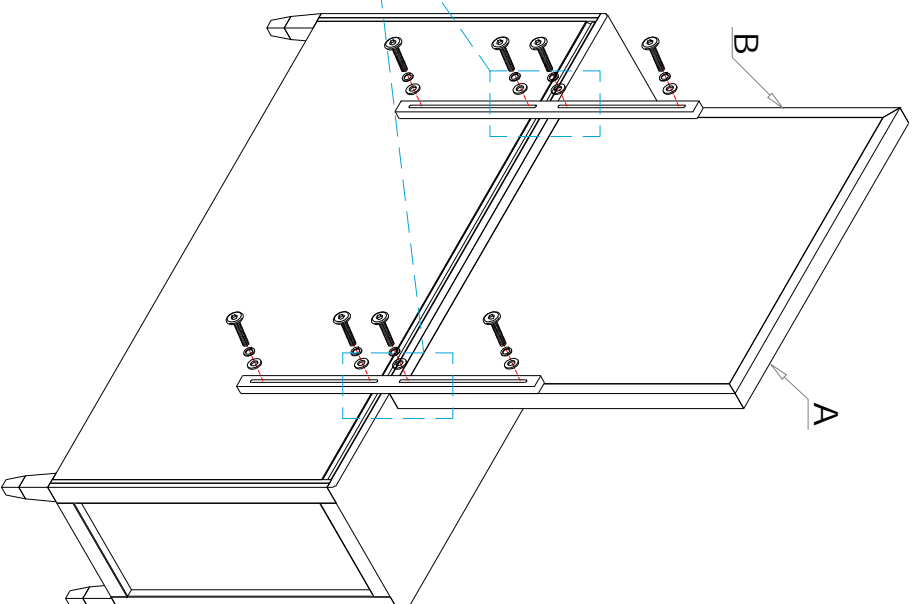
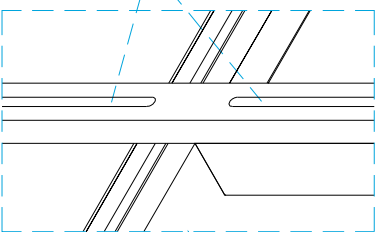
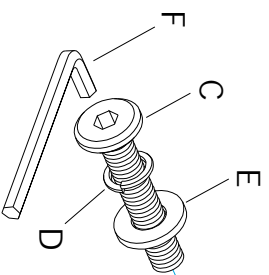


Children have died from furniture tipover. To reduce the risk of furniture tipover:

- **NEVER** put a TV on this product.
- **NEVER** allow children to stand, climb or hang on drawers, doors, or shelves.
- **NEVER** open more than one drawer at a time.
- Place heaviest items in the lowest drawers.

This is a permanent label.  
Do not remove!

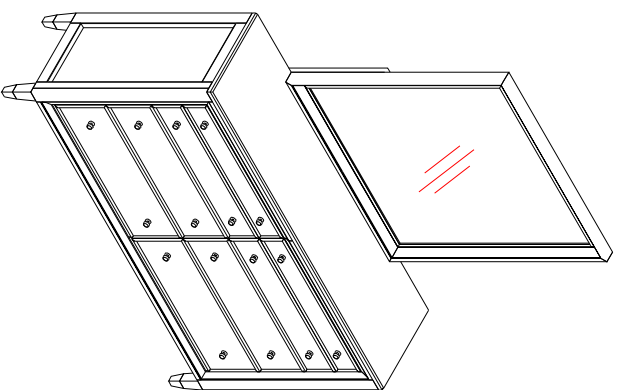
STEP 1  
ÉTAPE 1  
PASO 1



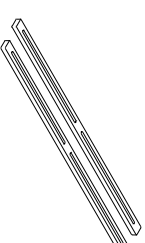
\* Replaceable Part

**REPLACEABLE PART / PARTIE REMPLAÇABLE / PARTE REEMPLAZABLE**  
 ITEM NO. / NO D'ARTICLE/ ARTICULO NO. : P359110  
 DESCRIPTION/ LA DESCRIPTION /DESCRIPCIÓN : MIRROR / MIROIR / ESPEJO

<b>⚠ WARNING</b>	
	<p>Children have died from furniture tipover. To reduce the risk of furniture tipover:</p> <ul style="list-style-type: none"> <li>• <b>NEVER</b> put a TV on this product.</li> <li>• <b>NEVER</b> allow children to stand, climb or hang on drawers, doors, or shelves.</li> <li>• <b>NEVER</b> open more than one drawer at a time.</li> <li>• Place heaviest items in the lowest drawers.</li> </ul> <p>This is a permanent label. Do not remove!</p>
	



x1 RP359110-HWKIT- Hardware kit list  
 Liste des pièces de quincaillerie  
 Lista del kit de materiales



x2 RP359110-MISU-Mirror Support \*  
 Supporte de miroir  
 Soporte del espejo

\* Replaceable Part

## **Protect Your Wood or Laminate Flooring**

\* This statement applies to any floor without carpet.

If not careful, all furniture including upholstery and case pieces can scratch, scuff and even gouge floors. The recommendation is to have felt, rubber pads or area rugs under furniture on flooring without carpet.

### **Moving your furniture**

Pushing and dragging furniture over floor without carpet can lead to scratches and scuffs. Have someone help when moving the larger pieces of furniture by lifting, try using a dolly or moving pads.

### **Felt and rubber pads**

Applying furniture pads to the feet of furniture helps cushion contact points. Furniture pads can be found at local hardware stores. Felt pads slide easily across the floor, making them ideal for dining chairs and other pieces that move with use. Rubber pads will help furniture stay in place and are perfect for larger pieces, like sofas and loveseats.

### **Area rugs and rug pads**

Using an are rug under furniture is another way to protect your floor from scratches and scuff marks. A rug pad under the area rug will provide extra cushion and added protection.

\* *Reproachable Part*