

PARTS LIST / LISTE DES PIÈCES / LISTA DE PIEZA

ITEM / NO D'ARTICLE / ARTICULO.: S958-115A/115B

Description/ La Description / Descripción : Curio Top/Haut de curiosité/Curiosidad superior

Curio Base/Base de curiosités/Base de curiosidades

⚠ WARNING

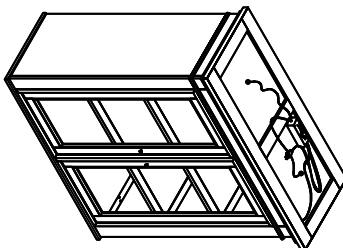





Children have died from furniture tipover. To reduce the risk of furniture tipover:

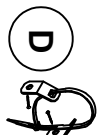
- ALWAYS install anti-tip device provided.
- NEVER put a TV on this product.
- NEVER allow children to stand, climb, or hang on any drawers, doors, or shelves.
- NEVER open more than one drawer at a time.
- Place heaviest items in the lowest drawers.

This is a permanent label. Do not remove!



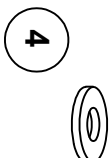
A

- x1 Curio Top
- x1 Haut de curiosité
- x1 Curiosidad superior



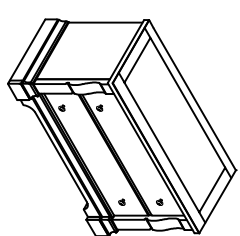
D

- x1 Furniture Tipping Restraint
- x1 Systeme antibaascullement
- x1 Control para evitar vuelcos



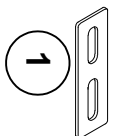
4

- x4 Flat Washer Ø5/16"×19/2mm
- x4 Rondelle Plate Ø5/16"×19/2mm
- x4 Arandela Plana Ø5/16"×19/2mm



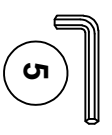
B

- x1 Curio Base
- x1 Base de curiosités
- x1 Base de curiosidades



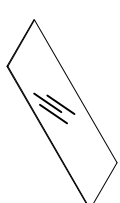
1

- x2 Metal Plate 84*32*2mm
- x2 Plaque de métal 84*32*2mm
- x2 Placa de metal 84*32*2mm



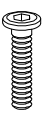
5

- x1 Allen Key M4
- x1 Clé hexagonale
- x1 Llave Allen



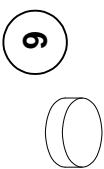
C

- x2 Glass shelf
- x2 Étagère en verre
- x2 Estante de vidrio




2

- x4 Flat washer Ø5/16"×19mm
- x4 Rondelle plate Ø5/16"×19mm
- x4 Arandela plana Ø5/16"×19/2mm



6

- x12 Plastic button Shelf
- x12 Étagère à boutons en plastique
- x12 Botón de plástico Estame



3

- x4 Lock washer Ø5/16"×13/2mm
- x4 Rondelle de blocage Ø5/16"×13/2mm
- x4 Arandela de Seguridad Ø5/16"×13/2mm

* Replaceable Part

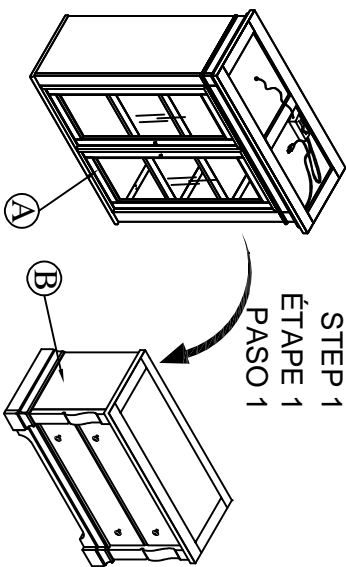
ASSEMBLY INSTRUCTION / NOTICE DE MONTAGE / INSTRUCCIONES DE MONTAJE

ITEM / NO D'ARTICLE / ARTICULO.: S958-115A/115B

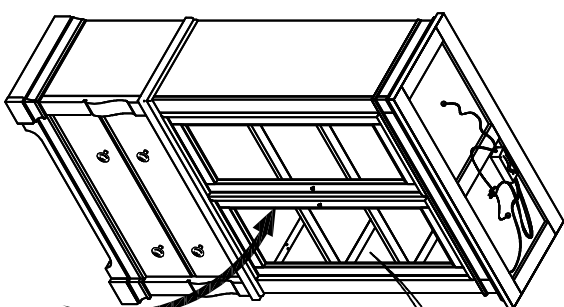
Description/ La Descripción / Descripción : Curio Top/Haut de curiosité/Curiosidad superior

Curio Base/Base de curiosités/Base de curiosidades

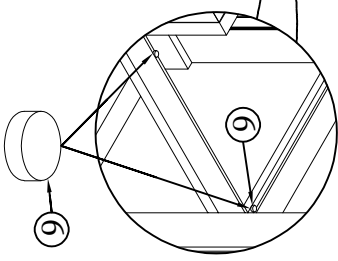
⚠ WARNING	
	<p>Children have died from furniture tipover. To reduce the risk of furniture tipover:</p> <ul style="list-style-type: none"> - ALWAYS install anti-tip device provided. - NEVER put a TV on this product. - NEVER allow children to stand, climb, or hang on any drawers, doors, or shelves. - NEVER open more than one drawer at a time. - Place heaviest items in the lowest drawers. <p><i>This is a permanent label. Do not remove!</i></p>
	



STEP 1
ÉTAPE 1
PASO 1



STEP 3
ÉTAPE 3
PASO 3

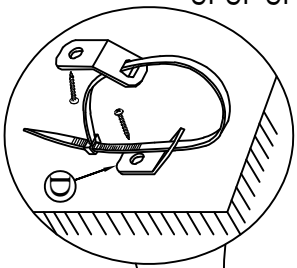


Plastic button Shelf
Etagère à boutons en plastique
Botón de plástico Estante

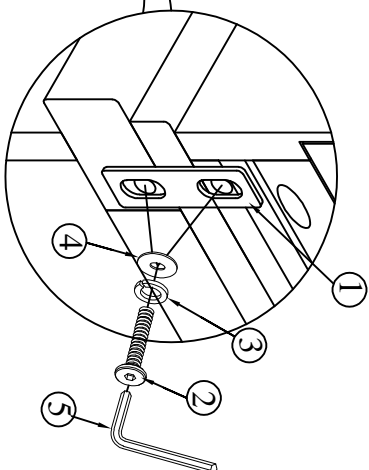
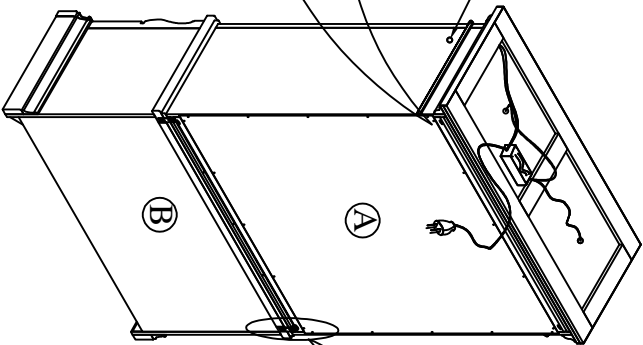
Glass shelf
Etagère en verre
Estante de vidrio

The touch switch allows the light to turn on
Le commutateur tactile allume la lampe
au premier contact
El interruptor táctil permite encender la luz

STEP 5
ÉTAPE 5
PASO 5



Furniture Tipping Restraint
Système antibasculement
Control para evitar vuelcos



STEP 2
ÉTAPE 2
PASO 2

STEP 4
ÉTAPE 4
PASO 4

*Replaceable Part

REPLACEABLE PART / PARTIE REMPLACABLE / PARTE REEMPLAZABLE

ITEM / NO D'ARTICLE / ARTICULO.: S958-115A/115B

Description/ La Description / Descripción : Curio Top/Haut de curiosité/Curiosidad superior

Curio Base/Base de curiosités/Base de curiosidades

⚠ WARNING

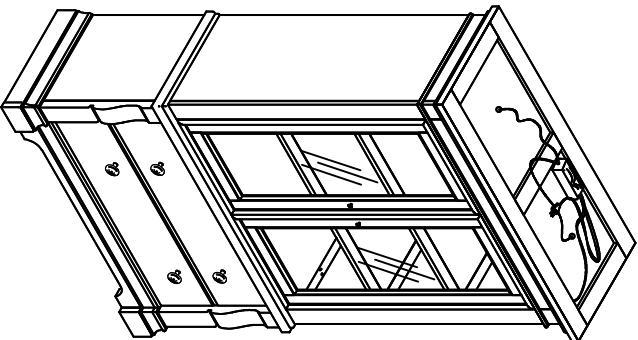




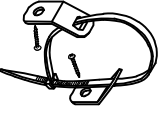



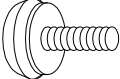


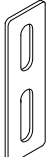

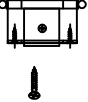
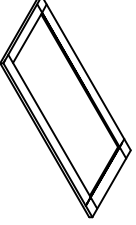
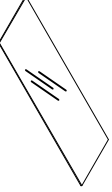


Children have died from furniture tipover. To reduce the risk of furniture tipover:

- ALWAYS install anti-tip device provided.
- NEVER put a TV on this product.
- NEVER allow children to stand, climb, or hang on any drawers, doors, or shelves.
- NEVER open more than one drawer at a time.
- Place heaviest items in the lowest drawers.

This is a permanent label. Do not remove!





- | | | | |
|---|--|--|---|
| <p>x4 RS958-010-KNOBS-Big Knob with Screw
Polígono + Vis
Tirador + Tornillo</p>  | <p>x2 COMGLIDE-10-45 - Drawer Glide
Glissière de tiroir
Deslizamiento del cajón</p>  | <p>x1 RC-ANTI-TIP-Furniture Tipping Restraint
Système antibasculement
Control para evitar vuelcos</p>  | <p>x8 RS958-041-PIN-Sheif pin
Espingle
Estantería</p>  |
| <p>x2 RS958-010-KNOBS-Small Knob with Screw
Polígono + Vis
Tirador + Tornillo</p>  | <p>x2 RC-BR-NAIL - Brown Plastic nail
clou en plastique
clavo de plástico</p>  | <p>x2 RC-FG-BROWN-Brown leveler
Niveladora marrón
Nivelur marron</p>  | <p>x2 RS958-115-CATCHB-Door Catch Bottom
Loquet de porte inférieur
Parte inferior del cierre de la puerta</p>  |
| <p>x1 RS958-115-HWKIT-Hardware kit list
Lista des pièces de quincailleries
Lista del kit de materiales</p>  | <p>x2 RS958-115-PLATE-Metal Plate 84*32*2mm
Plaque de métal 84*32*2mm
Placa de metal 84*32*2mm</p>  | <p>x2 RS958-115-CATCHT-Door Catch Top
Loquet de porte supérieur
Parte superior del cierre de la puerta</p>  | <p>x4 RS958-115-HINGE-Door Hinge
Bisagra de la puerta
Charnière de porte</p>  |
| <p>x2 RS958-115-FRAME-Wood Frame
Étagère en bois droite
Estante de madera derecho</p>  | <p>x2 RS958-115-SHELF-Glass shelf
Étagère en verre
Estante de vidrio</p>  | <p>x12 RS958-115-BUTTON-Plastic button Shelf
Étagère à boutons en plastique
Botón de plástico Estante</p>  | <p>x1 RS958-115-LIGHT - Light set with sensor and adapter
Kit d'éclairage avec capteur et adaptateur
Juego de luces con sensor y adaptador.</p>  |

*Replaceable Part

Protect Your Wood or Laminate Flooring

*This statement applies to any floor without carpet.

If not careful, all furniture including upholstery and case pieces can scratch, scuff and even gouge floors. The recommendation is to have felt, rubber pads or area rugs under furniture on flooring without carpet.

Moving your furniture

Pushing and dragging furniture over floors without carpet can lead to scratches and scuffs. Have someone help when moving the larger pieces of furniture by lifting, try using a dolly or moving pads.

Felt and rubber pads

Applying furniture pads to the feet of furniture helps cushion contact points. Furniture pads can be found at local hardware stores. Felt pads slide easily across the floor, making them ideal for dining chairs and other pieces that move with use. Rubber pads will help furniture stay in place and are perfect for larger pieces, like sofas and loveseats.

Area rugs and rug pads

Using an area rug under furniture is another way to protect your floor from scratches and scuff marks. A rug pad under the area rug will provide extra cushion and added protection.