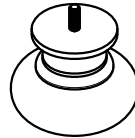


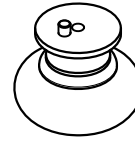
(H)

x1 Support leg *
x1 Pattes centrales
x1 Patas centrales



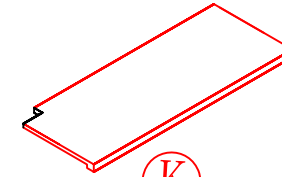
(I)

x2 Back Legs *
x2 jambes
x2 Piernas



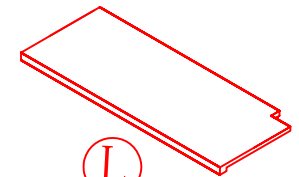
(J)

x3 Front Leg *
x3 jambes
x3 Piernas



(K)

x1 Adjustable Shelf-Left *
x1 Tablette ajustable
x1 Estante ajustable



(L)

x1 Adjustable Shelf-Right *
x1 Tablette ajustable
x1 Estante ajustable



(A)

x3 Bolt 5/16*80mm *
x3 Boulon
x3 Perno



(B)

x3 Lock washer 5/16 " *
x3 Rondelle de blocage
x3 Arandela de Seguridad



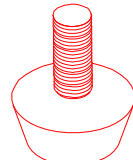
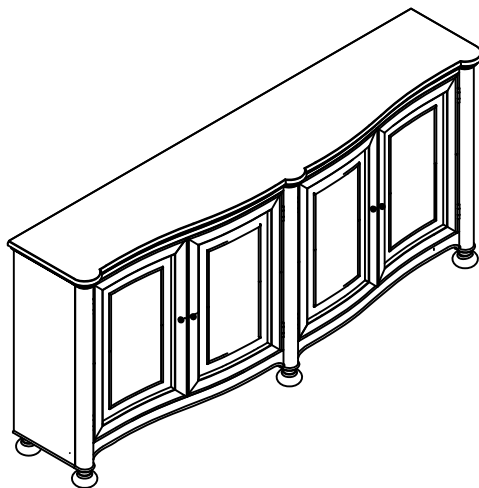
(C)

x3 Flat Washer 5/16*16mm *
x3 Rondelle plate
x3 Arandela plana



(D)

x1 Allen Wrench 73*29*5mm *
x1 Clé hexagonale
x1 Llave Allen



(G)

RC-FG-BROWN *
x4 Adjustable leveler-Brown *
x4 Patin réglable
x4 Nivelador ajustable



(F)

x8 Shelf Supports *
x8 Supports Pour Tablette
x8 Soporte De Las Repisas



(E)

x1 Tipping restraint *
x1 Liste des pièces de
quincaillerie antibasculement
x1 Abrazadera antivuelco

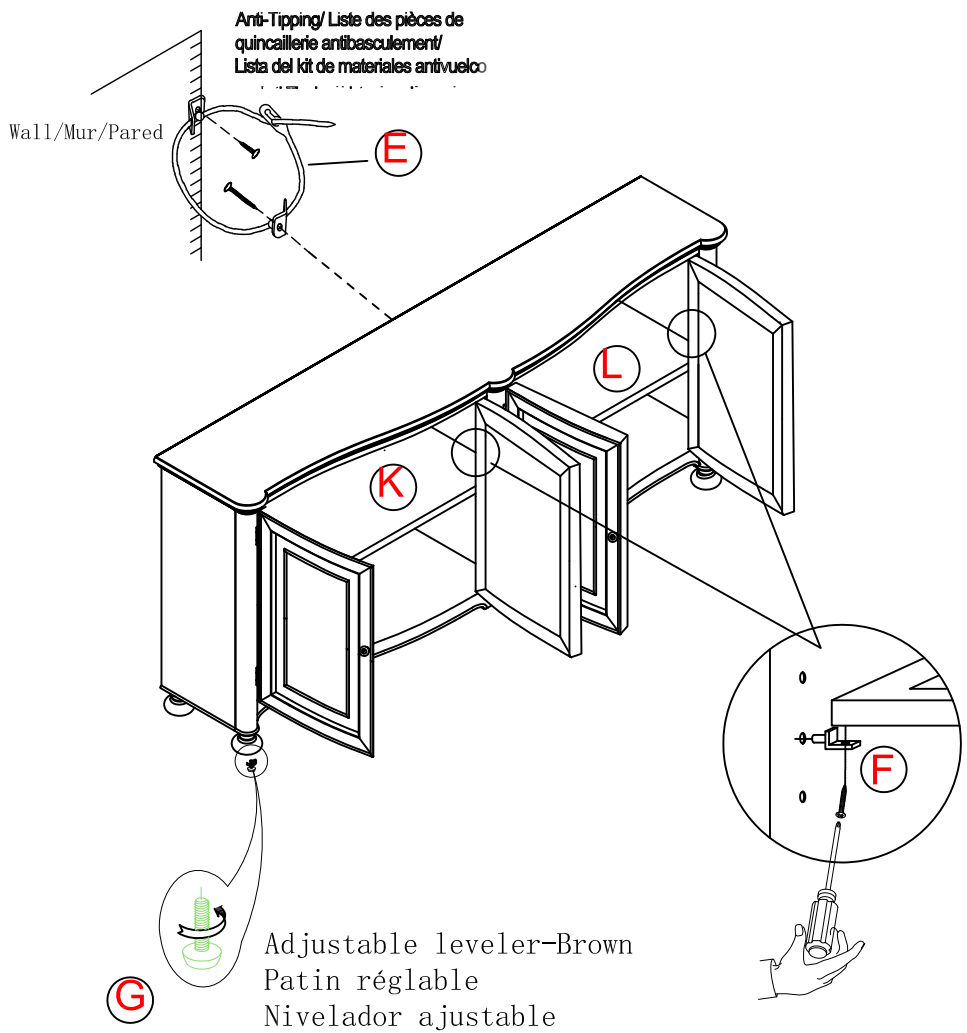
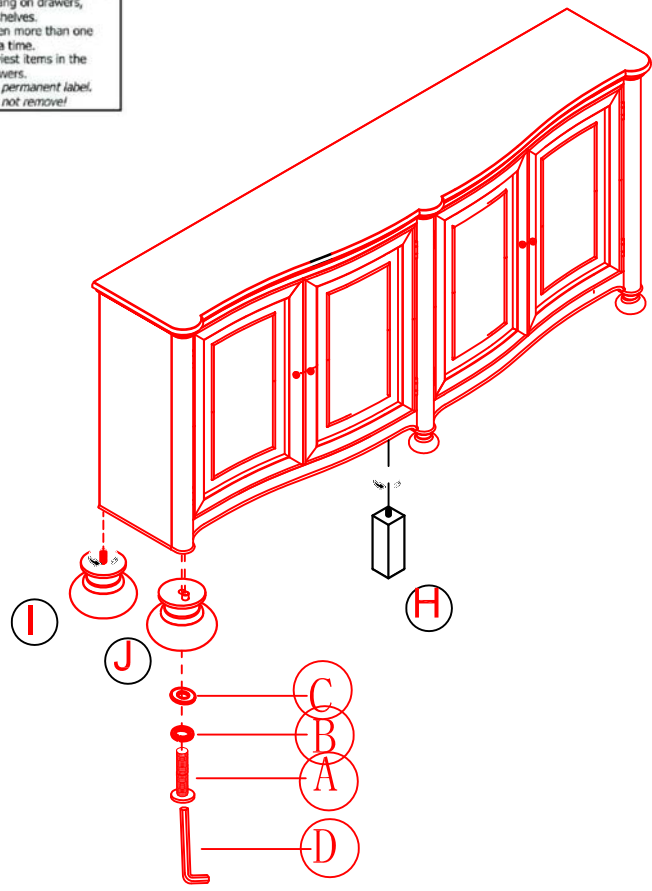
* Replaceable Part

WARNING

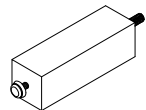
Children have died from furniture tipover. To reduce the risk of furniture tipover:

- ALWAYS install tipover restraint provided.
- NEVER put a TV on this product.
- NEVER allow children to stand, climb or hang on drawers, doors, or shelves.
- NEVER open more than one drawer at a time.
- Place heaviest items in the lowest drawers.

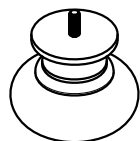
This is a permanent label. Do not remove!



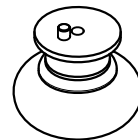
* Replaceable Part



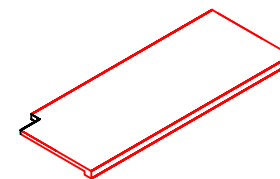
RP349300-CELEG *
x1 Support leg
x1 Pattes centrales
x1 Patas centrales



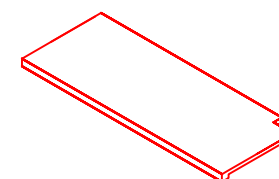
RP349300-BLEG *
x2 Back Legs
x2 jambes
x2 Piernas



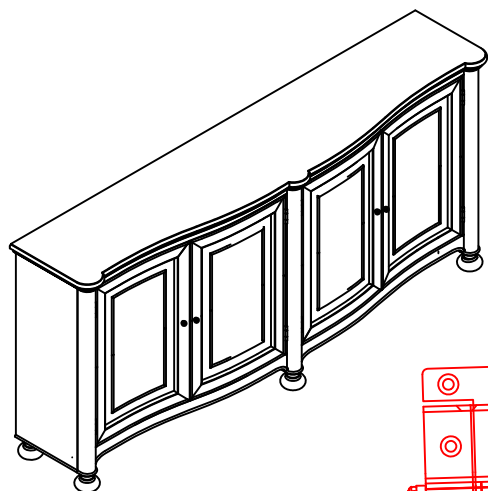
RP349300-FLEG *
x1 Left Front Leg
x1 jambes
x1 Piernas



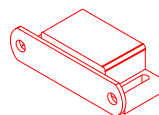
RP349300-SHELFL *
x1 Adjustable Shelf-Left
x1 Tablette ajustable
x1 Estante ajustable



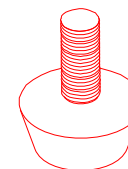
RP349300-SHELFR *
x1 Adjustable Shelf-Right
x1 Tablette ajustable
x1 Estante ajustable



RC-ANTI-TIP *
x1 Tipping restraint
x1 Liste des pièces de quincaillerie antibasculament
x1 Abrazadera antivuelco



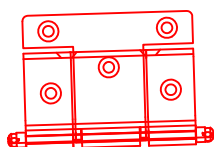
RP348300-CATCH *
x8 Door Catch
x8 Catch de aimant
x8 Captura de imá



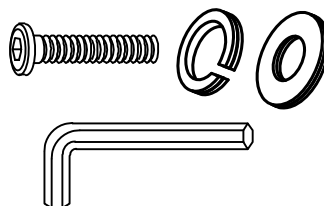
RC-FG-WHITE *
x4 Adjustable leveler-White
x4 Patin réglable
x4 Nivelador ajustable



RC-WH-NAIL *
x2 Plastic Nail-White
x2 Clou en plastique
x2 Clavo de plástico



RP349300-HINGE *
x8 Door Hinge
x8 Charnière de porte
x8 Bisagra de la puerta



x1 RP349300-HWKIT *
Hardware Kit
Liste des pièces de quincaillerie
Lista del materiales



RP349100-KNOB *
x4 Pull with screw
x4 Tirer et vis
x4 Tire y Tornillo



RP349300-SUPP *
x8 Shelf Supports
x8 Supports Pour Tablette
x8 Soporte De Las Repisas

* Replaceable Part

Protect Your Wood or Laminate Flooring

*This statement applies to any floor without carpet.

If not careful, all furniture including upholstery and case pieces can scratch, scuff and even gouge floors. The recommendation is to have felt, rubber pads or area rugs under furniture on flooring without carpet.

Moving your furniture

Pushing and dragging furniture over floors without carpet can lead to scratches and scuffs. Have someone help when moving the larger pieces of furniture by lifting, try using a dolly or moving pads.

Felt and rubber pads

Applying furniture pads to the feet of furniture helps cushion contact points. Furniture pads can be found at local hardware stores. Felt pads slide easily across the floor, making them ideal for dining chairs and other pieces that move with use. Rubber pads will help furniture stay in place and are perfect for larger pieces, like sofas and loveseats.

Area rugs and rug pads

Using an area rug under furniture is another way to protect your floor from scratches and scuff marks. A rug pad under the area rug will provide extra cushion and added protection.