

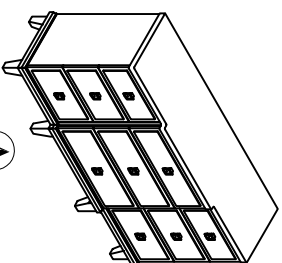
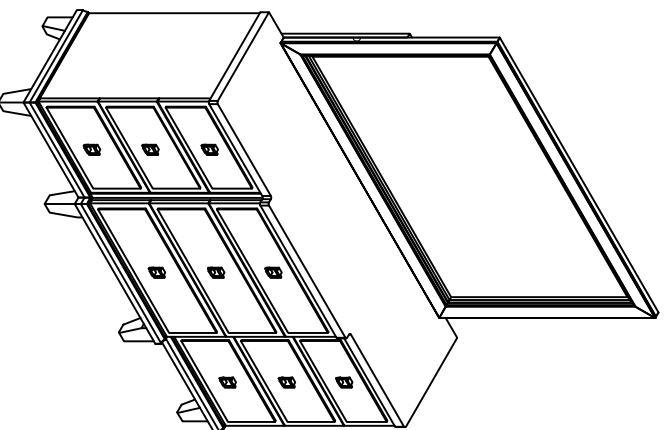



HIF HOOKER FURNISHINGS

PARTS LIST / LISTE DES PIÈCES / LISTA DE PIEZAS
 ITEM / NO D'ARTICLE / ARTICULO : S916-010/S916-030
 DESCRIPTION / DESCRIPTION: DRESSER / COMMODE / TOCADOR
 MIRROR / MIROIR / ESPEJO

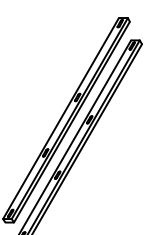
	WARNING
	
<p>Children have died from furniture tipover. To reduce the risk of furniture tipover:</p> <ul style="list-style-type: none"> · ALWAYS install Anti-tip device provided. · NEVER put a TV on this product. · NEVER allow children to stand, climb or hang on any drawers, doors, or shelves. · NEVER open more than one drawer at a time. · PLACE heaviest items in the lowest drawers. <p>This is a permanent label. Do not remove !</p>	



- x1 Dresser
- x1 Commode
- x1 Tocador



- x1 Mirror
- x1 Miroir
- x1 Espejo



- x2 Mirror Support *
- x2 Supporte de miroir
- x2 Soporte del espejo



- x1 Furniture Tipping Restraint *
- x1 Systeme anti-basculement
- x1 Control para evitar vultcos



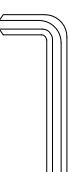
- x8 Allen bolt $\text{Ø}1/4" \times 30\text{mm}$ *
- x8 Vis à tête creuse hexagonale $\text{Ø}1/4" \times 30\text{mm}$
- x8 Perno Allen $\text{Ø}1/4" \times 30\text{mm}$



- x8 Lock washer $\text{Ø}1/4" \times 1/4" \times 1/4" \times 1/4"$ *
- x8 Rondelle de blocage $\text{Ø}1/4" \times 1/4" \times 1/4" \times 1/4"$
- x8 Arandela de Seguridad $\text{Ø}1/4" \times 1/4" \times 1/4" \times 1/4"$



- x8 Flat Washer $\text{Ø}1/4" \times 19 \times 1.5\text{mm}$ *
- x8 Rondelle plate $\text{Ø}1/4" \times 19 \times 1.5\text{mm}$
- x8 Arandela plana $\text{Ø}1/4" \times 19 \times 1.5\text{mm}$



- x1 Allen Key 4mm *
- x1 Clé hexagonale 4mm
- x1 Llave Allen 4mm

* Replacable Part

HIF | HOOKER FURNISHINGS

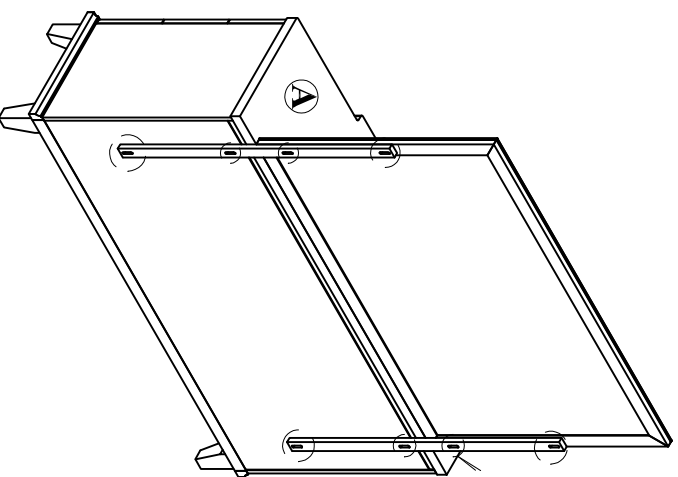
ASSEMBLY INSTRUCTIONS / NOTICE DE MONTAGE / INSTRUCCIONES DE MONTAJE
 ITEM / NO D'ARTICLE / ARTICULO : S916-010/S916-030
 DESCRIPTION / DESCRIPTION / COMMODE / TOCADOR
 MIRROR / MIROIR / ESPEJO

WARNING

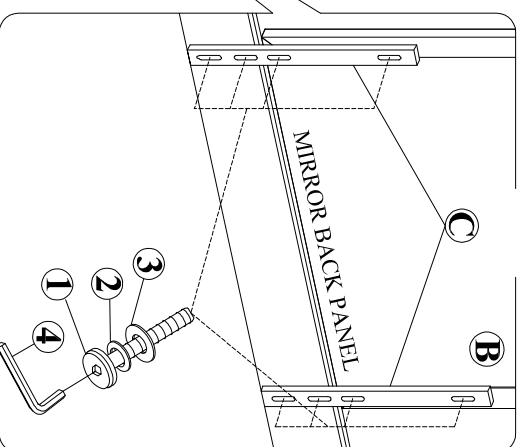
Children have died from furniture tipover. To reduce the risk of furniture tipover:

- ALWAYS install Anti-tip device provided.
- NEVER put a TV on this product.
- NEVER allow children to stand, climb or hang on any drawers, doors, or shelves.
- NEVER open more than one drawer at a time.
- PLACE heaviest items in the lowest drawers.

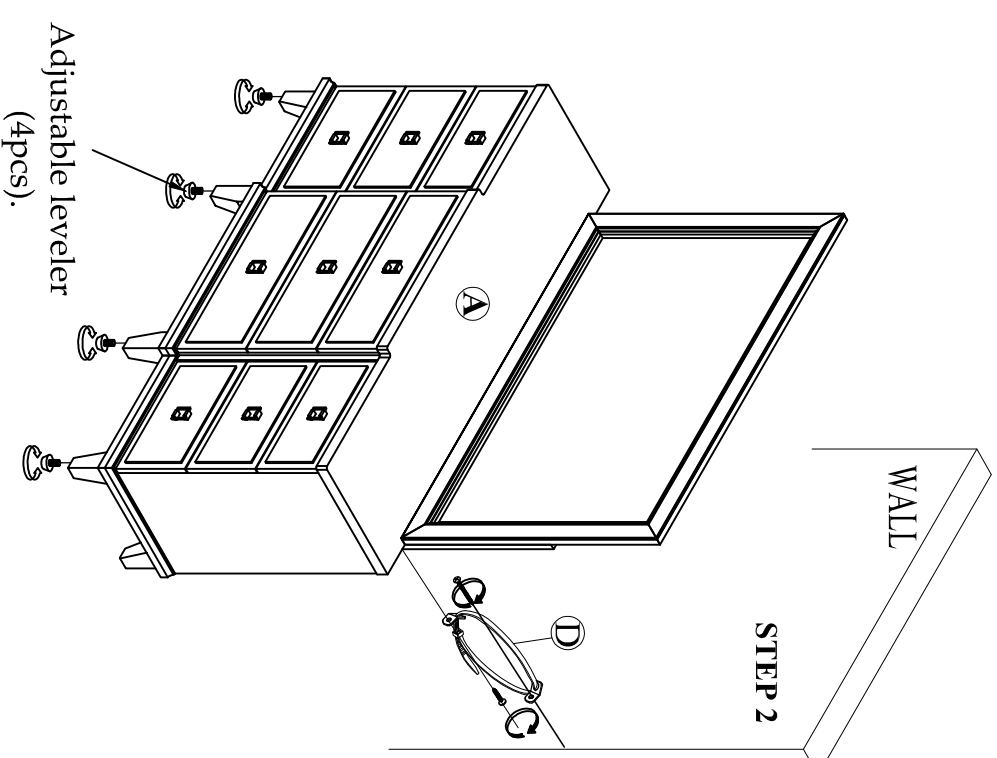
This is a permanent label. Do not remove!



STEP 1



STEP 2



HIF | HOOKER FURNISHINGS

REPLACEABLE PART / PARTIE REMPLAÇABLE / PARTE REMPLAZABLE
 ITEM / NO D' ARTICLE / ARTICULO : S916-010/S916-030
 DESCRIPTION / DESCRIPTION: DRESSER / COMMODE / TOCADOR
 MIRROR / MIROIR / ESPEJO

WARNING

Children have died from furniture tipover. To reduce the risk of furniture tipover:

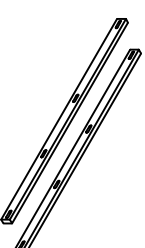
- ALWAYS install Anti-tip device provided.
 - NEVER put a TV on this product.
 - NEVER allow children to stand, climb or hang on any drawers, doors, or shelves.
 - NEVER open more than one drawer at a time.
 - PLACE heaviest items in the lowest drawers.
- This is a permanent label.
Do not remove !




x9 RS916-010-PULL- Pull+ Screw *
 Poignée + vis
 Tirador + Tornillo



x9 COMGLIDE-10-45- Common Glide 10in-45mm *
 Tiroir Glide
 Deslizamiento del cajón



x2 RS916-030-MISL- Mirror Support *
 Supporte de miroir
 Soporte del espejo




x2 RC-WH-NAIL- White plastic nail
 Clou en plastique
 Clavo de plástico



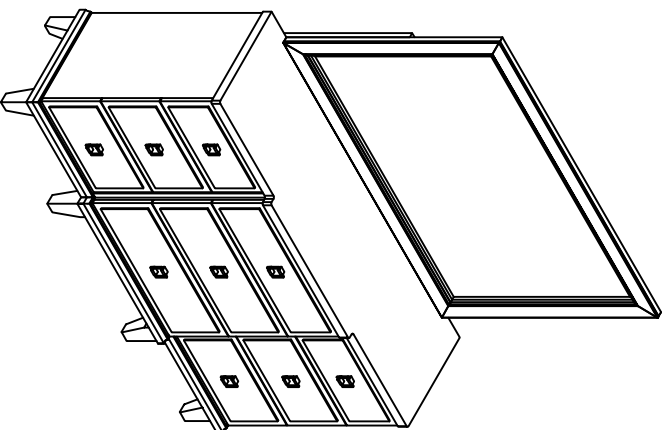
x1 RC-ANTI-TIP- Anti-tipping restraint
 Liste des pièces de quincaillerie antibasculement
 Lista del kit de materiales antivuelco



x1 RS916-030-HWKIT- Hardware kit list
 Liste des pièces de quincaillerie
 Lista del kit de materiales



x4 RC-FG-WHITE- White leveler
 Patin réglable
 Nivelador ajustable



* *Replaceable Part*

Protect Your Wood or Laminate Flooring

***This statement applies to any floor without carpet.**

If not careful, all furniture including upholstery and case pieces can scratch, scuff and even gouge floors. The recommendation is to have felt, rubber pads or area rugs under furniture on flooring without carpet.

Moving your furniture

Pushing and dragging furniture over floors without carpet can lead to scratches and scuffs. Have someone help when moving the larger pieces of furniture by lifting, try using a dolly or moving pads.

Felt and rubber pads

Applying furniture pads to the feet of furniture helps cushion contact points. Furniture pads can be found at local hardware stores. Felt pads slide easily across the floor, making them ideal for dining chairs and other pieces that move with use. Rubber pads will help furniture stay in place and are perfect for larger pieces, like sofas and loveseats.

Area rugs and rug pads

Using an area rug under furniture is another way to protect your floor from scratches and scuff marks. A rug pad under the area rug will provide extra cushion and added protection.