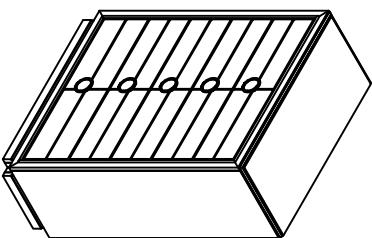
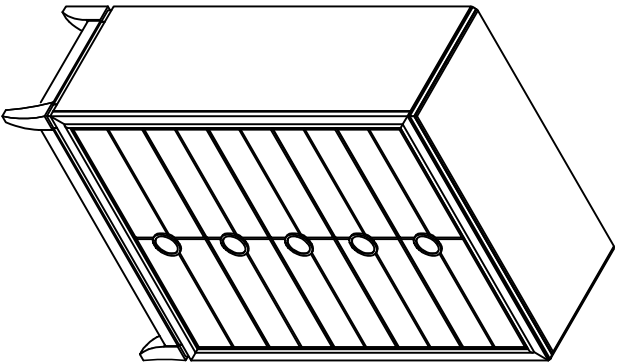
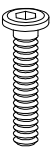

WARNING	
<p>Children have died from furniture tipover. To reduce the risk of furniture tipover:</p> <ul style="list-style-type: none"> · ALWAYS Anti-tip device provided. · NEVER put a TV on this product. · NEVER allow children to stand, climb or hang on any drawers, doors, or shelves. · NEVER open more than one drawer at a time. · PLACE heaviest items in the lowest drawers. <p>This is a permanent label. Do not remove!</p>	

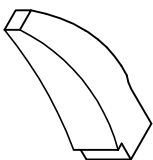


- A**
- x1 Drawer chest
 - x1 Commode à tiroirs
 - x1 Còmoda



1

- x8 Allen bolt Ø5/16"x18x50mm *
- x8 Vis à tête creuse hexagonale Ø5/16"x18x50mm
- x8 Perno Allen Ø5/16"x18x50mm

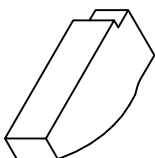


- B**
- x2 Front Leg *
 - x2 Table de chevet
 - x2 Mesa de noche



2

- x8 Lock washer Ø5/16" *
- x8 Rondelle de blocage Ø5/16"
- x8 Arandela de Seguridad Ø5/16"



- C**
- x2 Back Leg *
 - x2 Table de chevet
 - x2 Mesa de noche



3

- x8 Flat Washer Ø5/16"x19x1.5mm *
- x8 Rondelle plate Ø5/16"x19x1.5mm
- x8 Arandela plana Ø5/16"x19x1.5mm



- D**
- x1 Furniture Tipping Restraint *
 - x1 Systeme antibasculement
 - x1 Control para evitar vuelcos





4

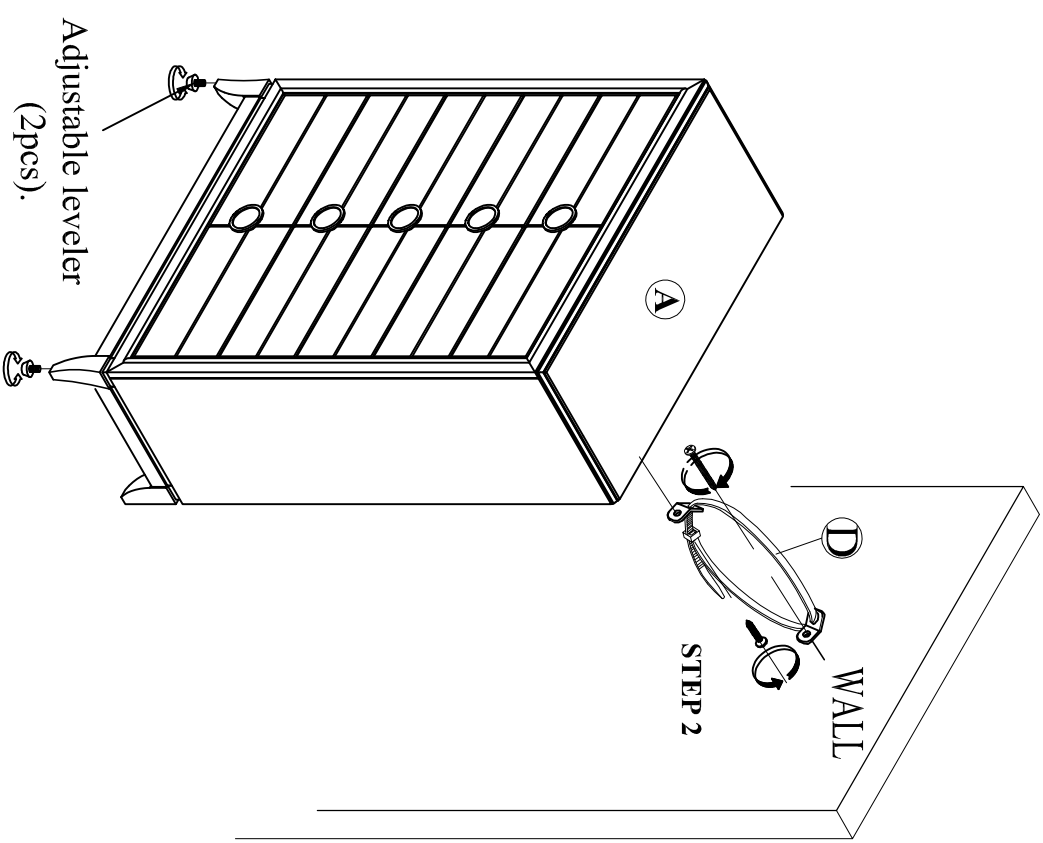
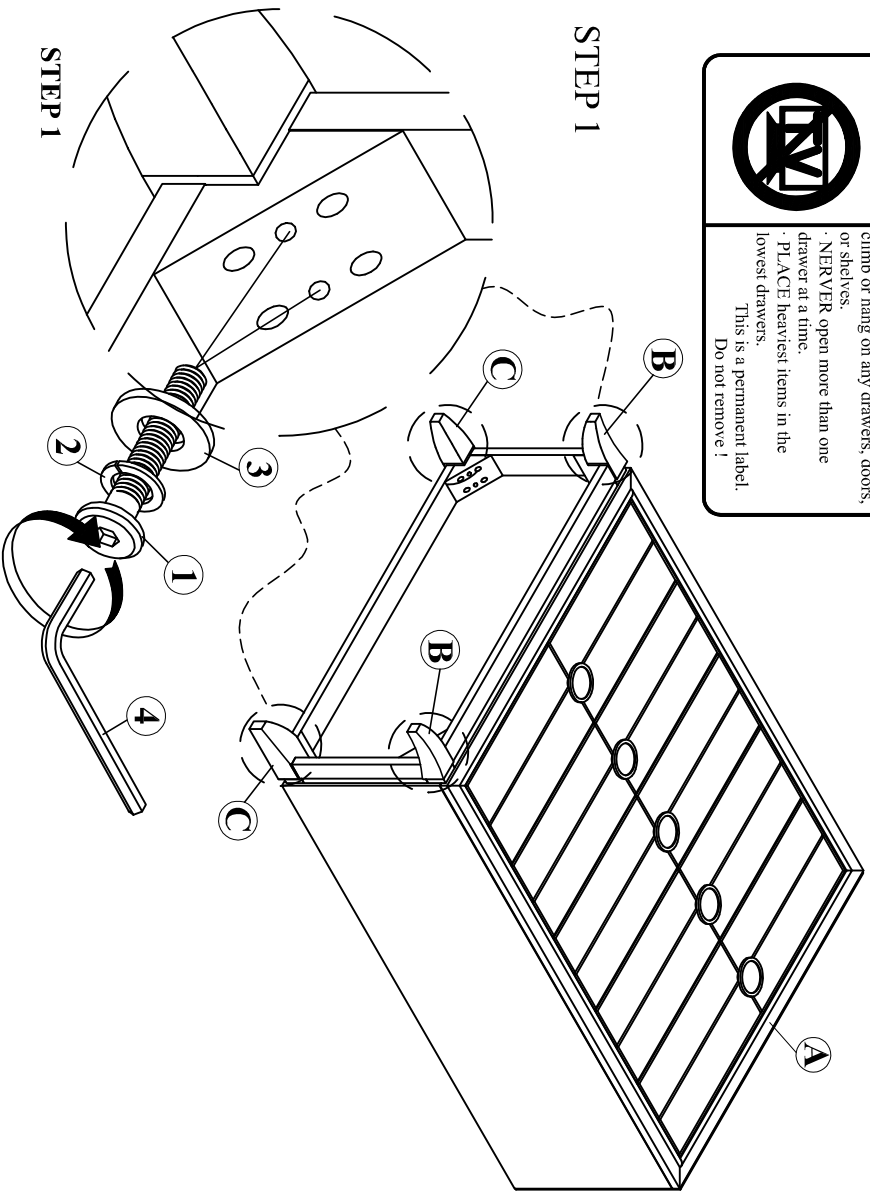
- x1 Allen Key 4mm *
- x1 Clé hexagonale 4mm
- x1 Llave Allen 4mm

** Replaceable Part*

HFH HOOKER FURNISHINGS

ASSEMBLY INSTRUCTIONS / NOTICE DE MONTAGE / INSTRUCCIONES DE MONTAJE
 ITEM / NO D' ARTICLE / ARTICULO : S910-040
 DESCRIPTION / DESCRIPCIÓN: DRAWER CHEST / COMMUNE À TIROIRS / CÒMUNA



	WARNING
<p>Children have died from furniture tipover. To reduce the risk of furniture tipover:</p> <ul style="list-style-type: none"> · ALWAYS Anti-tip device provided. · NEVER put a TV on this product. · NEVER allow children to stand, climb or hang on any drawers, doors, or shelves. · NEVER open more than one drawer at a time. · PLACE heaviest items in the lowest drawers. <p>This is a permanent label. Do not remove!</p>	
	

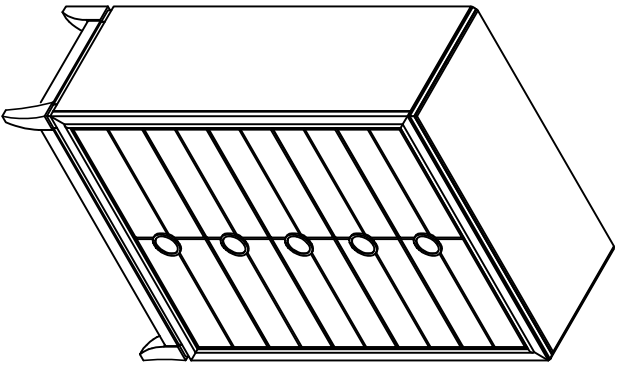


**Replaceable Part*

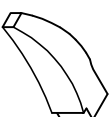
HIF HOOKER

REPLACEABLE PART / PARTIE REMPLAÇABLE / PARTE REMPLAZABLE
 ITEM / NO D'ARTICLE / ARTICULO : S910-040
 FURNISHINGS DESCRIPTION / DESCRIPCIÓN: DRAWER CHEST / COMMODE À TIROIRS / CÓMODA

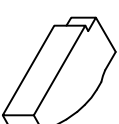
	WARNING
	
<p>Children have died from furniture tipover. To reduce the risk of furniture tipover:</p> <ul style="list-style-type: none"> · ALWAYS Anti-tip device provided. · NEVER put a TV on this product. · NEVER allow children to stand, climb or hang on any drawers, doors, or shelves. · NEVER open more than one drawer at a time. · PLACE heaviest items in the lowest drawers. <p>This is a permanent label. Do not remove!</p>	



x5 RS910-010-KNOB- Knob with Screw*
 Poignée + vis
 Tirador + Tornillo



x2 RS910-010-FLEG-Front Leg
 Patte
 Pata



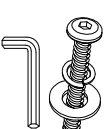
x2 RS910-010-BLEG-Back Leg
 Patte
 Pata




x5 COMGLIDE-10-45- Common Glide 10in-45mm*
 Tiroir Glide
 Deslizamiento del cajón




x1 RC-ANTI-TIP - Anti-tipping restraint
 Liste des pièces de quincaillerie antitasculement
 Lista del kit de materiales antivuelco



x1 RS910-010 HWKIT- Hardware kit list
 Liste des pièces de quincaillerie
 Lista del kit de materiales



x2 RC-WH-NAIL - White plastic nail
 Clou en plastique
 Clavo de plástico



x2 RC-FG-WHITE- White leveler
 Patin réglable
 Nivelador ajustable

*Replaceable Part

Protect Your Wood or Laminate Flooring

*This statement applies to any floor without carpet.

If not careful, all furniture including upholstery and case pieces can scratch, scuff and even gouge floors. The recommendation is to have felt, rubber pads or area rugs under furniture on flooring without carpet.

Moving your furniture

Pushing and dragging furniture over floors without carpet can lead to scratches and scuffs. Have someone help when moving the larger pieces of furniture by lifting, try using a dolly or moving pads.

Felt and rubber pads

Applying furniture pads to the feet of furniture helps cushion contact points. Furniture pads can be found at local hardware stores. Felt pads slide easily across the floor, making them ideal for dining chairs and other pieces that move with use. Rubber pads will help furniture stay in place and are perfect for larger pieces, like sofas and loveseats.

Area rugs and rug pads

Using an area rug under furniture is another way to protect your floor from scratches and scuff marks. A rug pad under the area rug will provide extra cushion and added protection.