

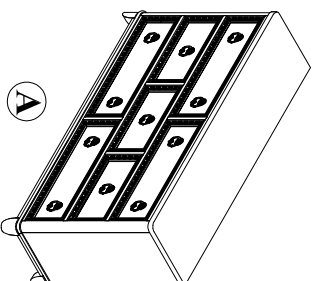


# HIF HOOKER FURNISHINGS

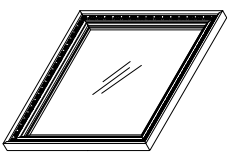
**PARTS LIST / LISTE DES PIÈCES / LISTA DE PIEZAS**  
**ITEM / NO D' ARTICLE / ARTICULO : S884-010/S884-030**  
**DESCRIPTION / DESCRIPCIÓN: DRESSER / COMMODE / TOCADOR**

Mirror w/ LED Light / Miroir avec Éclairage à Del / Espejo con Iluminación Led

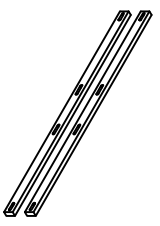
	<b>WARNING</b>
<p>Children have died from furniture tipover. To reduce the risk of furniture tipover:</p> <ul style="list-style-type: none"> <li>· ALWAYS install Anti-tip device provided.</li> <li>· NEVER put a TV on this product.</li> <li>· NEVER allow children to stand, climb or hang on any drawers, doors, or shelves.</li> <li>· NEVER open more than one drawer at a time.</li> <li>· PLACE heaviest items in the lowest drawers. This is a permanent label. Do not remove !</li> </ul>	
	



- x1 Dresser
- x1 Commode
- x1 Tocador



- x1 Mirror
- x1 Miroir
- x1 Espejo



- x2 Mirror Support \*
- x2 Supporte de miroir
- x2 Soporte del espejo



- x1 Center support leg \*
- x1 Support central
- x1 Soporte para la pata central



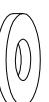
- x1 Furniture Tipping Restraint \*
- x1 Systeme antibasculement
- x1 Control para evitar vuelcos



- x8 Allen bolt Ø1/4" x30mm \*
- x8 Vis à tête creuse hexagonale Ø1/4" x30mm
- x8 Perno Allen Ø1/4" x30mm



- x8 Lock washer Ø1/4" \*
- x8 Rondelle de blocage Ø1/4"
- x8 Arandela de Seguridad Ø1/4"

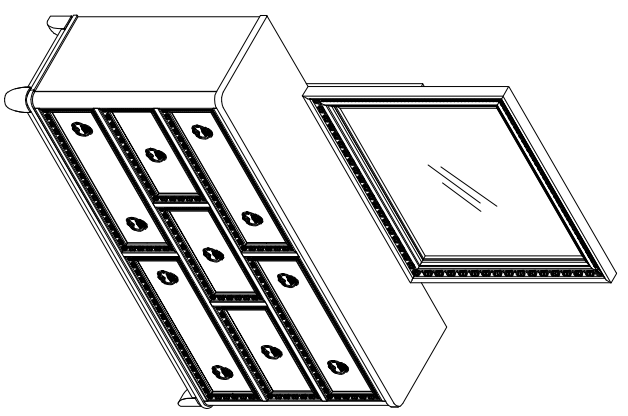


- x8 Flat Washer Ø1/4" x19x1.5mm \*
- x8 Rondelle plate Ø1/4" x19x1.5mm
- x8 Arandela plana Ø1/4" x19x1.5mm



- x1 Allen Key 4mm \*
- x1 Clé hexagonale 4mm
- x1 Llave Allen 4mm



\* Replacable Part

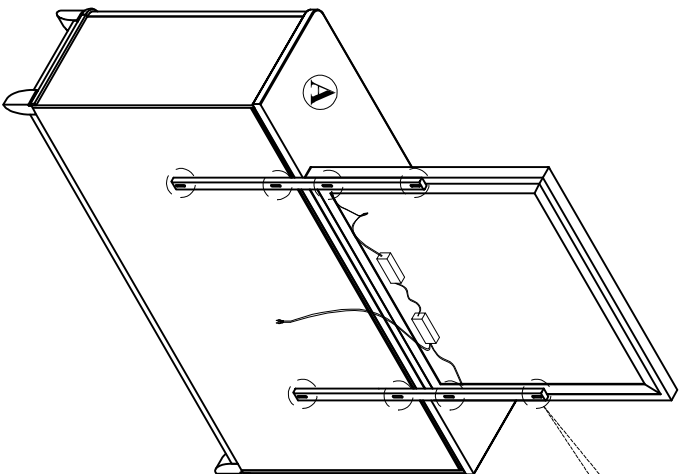


# HIF HOOKER FURNISHINGS

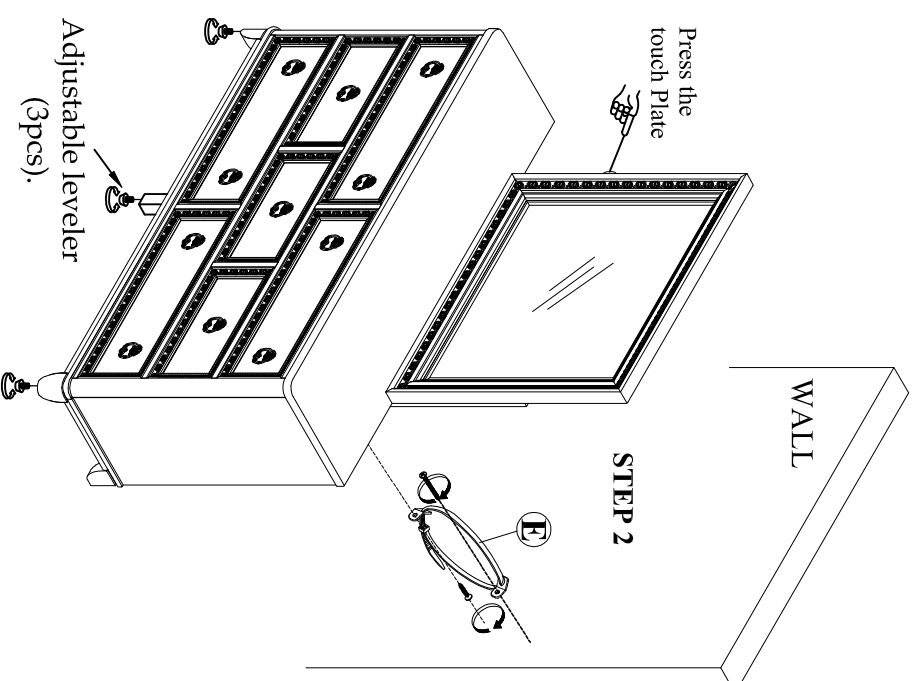
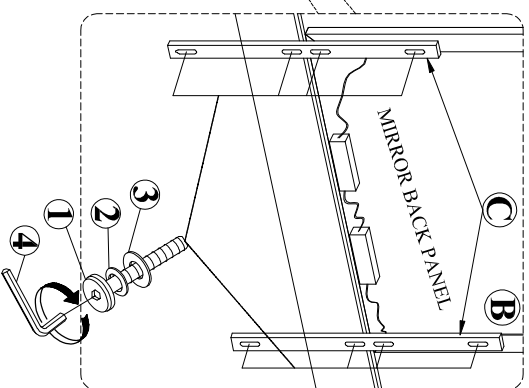
ASSEMBLY INSTRUCTIONS / NOTICE DE MONTAGE / INSTRUCCIONES DE MONTAJE  
 ITEM / NO D'ARTICLE / ARTICULO : S884-010/S884-030  
 DESCRIPTION / DESCRIPTION : DRESSER / COMMUNE / TOCADOR

Mirror w/ LED Light / Miroir avec Éclairage à Del / Espejo con Iluminación Led



	
<p><b>WARNING</b></p> <p>Children have died from furniture tipover. To reduce the risk of furniture tipover:</p> <ul style="list-style-type: none"> <li>· ALWAYS install Anti-tip device provided.</li> <li>· NEVER put a TV on this product.</li> <li>· NEVER allow children to stand, climb or hang on any drawers, doors, or shelves.</li> <li>· NEVER open more than one drawer at a time.</li> <li>· PLACE heaviest items in the lowest drawers. This is a permanent label. Do not remove !</li> </ul>	



### STEP 1



\* Replaceable Part


	<b>WARNING</b>
<p>Children have died from furniture tipover. To reduce the risk of furniture tipover:</p> <ul style="list-style-type: none"> <li>· ALWAYS install Anti-tip device provided.</li> <li>· NEVER put a TV on this product.</li> <li>· NEVER allow children to stand, climb or hang on any drawers, doors, or shelves.</li> <li>· NEVER open more than one drawer at a time.</li> </ul> <p>· PLACE heaviest items in the lowest drawers. This is a permanent label. Do not remove !</p>	
	



x11 RS884-010-PULL- Pull with Screw \*  
 Poignée + vis  
 Tirador + Tornillo



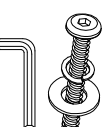
x7 COMGLIDE-10-45-Common Glide 10in-45mm\*  
 Tiroir Glide  
 Deslizamiento del cajón



x2 RS884-030-MISL- Mirror Support \*  
 Supporte de miroir  
 Soporte del espejo



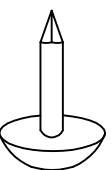
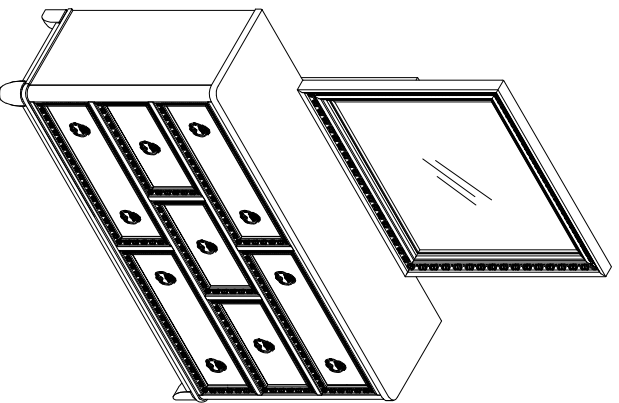
x1 RC-ANTI-TIP- Anti-tipping restraint  
 Liste des pièces de quincaillerie antibascullement  
 Lista del kit de materiales antivuelco



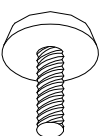
x1 RS884-030-HWKIT-Hardware kit list  
 Liste des pièces de quincaillerie  
 Lista del kit de materiales



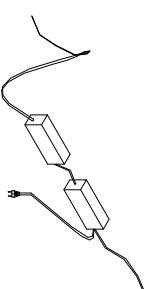
x1 RS884-010-CELEG- Center support leg  
 Support central  
 Soporte para la pata central



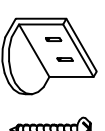
x2 RC-WH-NAIL- White plastic nail  
 Clou en plastique  
 Clavo de plástico



x3 RC-FG-WHITE- White leveler  
 Patin réglable  
 Nivelador ajustable



x1 RS884-030-LIGHT-Light  
 Luminaire  
 Lámpara



x1 RS884-030-BRACKET- Bracket with Screw \*  
 L Ferrure et vis  
 L Ménsula y Tornillo

*\*Replaceable Part*

## **Protect Your Wood or Laminate Flooring**

\*This statement applies to any floor without carpet.

If not careful, all furniture including upholstery and case pieces can scratch, scuff and even gouge floors. The recommendation is to have felt, rubber pads or area rugs under furniture on flooring without carpet.

### **Moving your furniture**

Pushing and dragging furniture over floors without carpet can lead to scratches and scuffs. Have someone help when moving the larger pieces of furniture by lifting, try using a dolly or moving pads.

### **Felt and rubber pads**

Applying furniture pads to the feet of furniture helps cushion contact points. Furniture pads can be found at local hardware stores. Felt pads slide easily across the floor, making them ideal for dining chairs and other pieces that move with use. Rubber pads will help furniture stay in place and are perfect for larger pieces, like sofas and loveseats.

### **Area rugs and rug pads**

Using an area rug under furniture is another way to protect your floor from scratches and scuff marks. A rug pad under the area rug will provide extra cushion and added protection.