



PARTS LIST / LISTE DES PIÈCES / LISTA DE PIEZAS

ITEM NO. / ARTICLE NO. / ARTICULO NO : S714-040

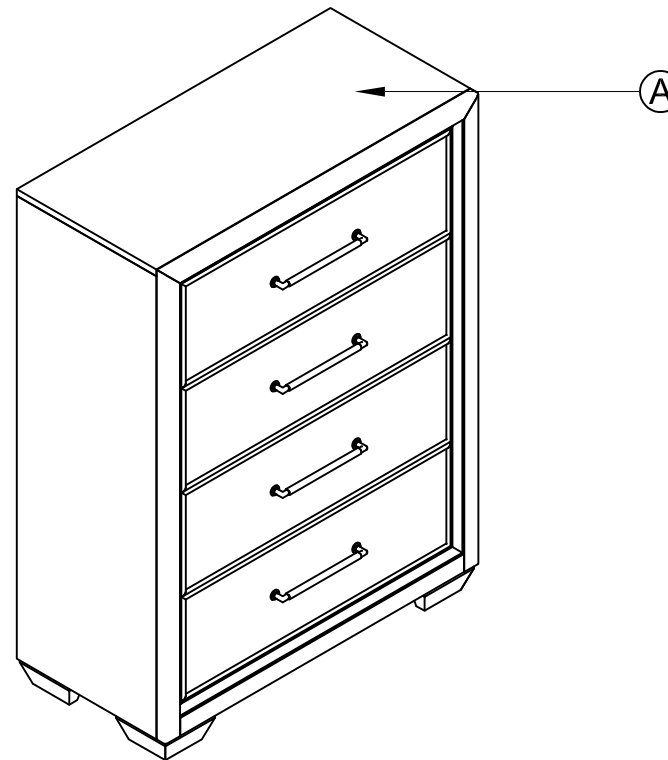
DESCRIPTION / LA DESCRIPCION / DESCRIPCIÓN : DRAWER CHEST-COMMODE À TIROIRS-CÓMODA

⚠ WARNING

Children have died from furniture tip-over. To reduce the risk of furniture tip-over:

- ALWAYS install tip-over restraint provided.
- NEVER put a TV on this product.
- NEVER allow children to stand, climb or hang on drawers, doors, or shelves.
- NEVER open more than one drawer at a time.
- Place heaviest items in the lowest drawers.

This is a permanent label. Do not remove!



(B)

x1 Furniture tipping restraint *
x1 Système antibasculement
x1 Control para evitar vuelcos

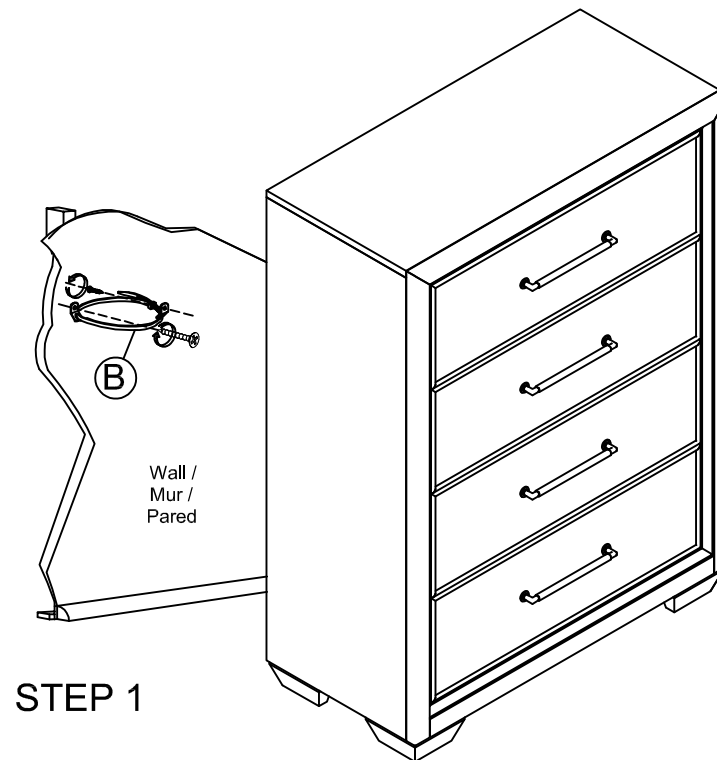
* Replaceable Part



ASSEMBLY INSTRUCTION / NOTICE DE MONTAGE/ INSTRUCCIONES DE MONTAJE

ITEM NO. / ARTICLE NO. / ARTICULO NO : S714-040

DESCRIPTION / LA DESCRIPCION / DESCRIPCIÓN : DRAWER CHEST-COMMODE À TIROIRS-CÓMODA




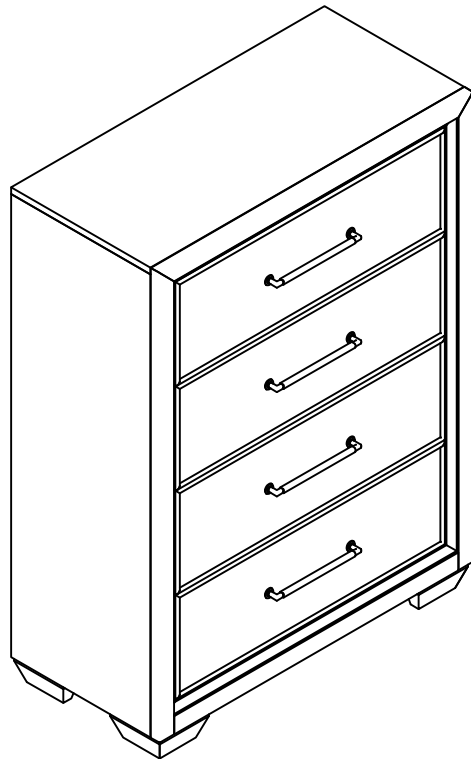
* Replaceable Part



REPLACEABLE PART/ PARTIE REMPLACABLE/ PARTE REEMPLAZABLE

ITEM NO. / ARTICLE NO. / ARTICULO NO : S714-040

DESCRIPTION / LA DESCRIPCION / DESCRIPCIÓN : DRAWER CHEST-COMMODE À TIROIRS-CÓMODA



x4 RS714-010- Pull - Pull with Screw *
Tirer et vis
Tira y Tornillo



x 4 COMGLIDE 12-35 Glide 12inch 35mm *
Glissière
Carril de deslizamiento



x4 RC-WH-NAIL-White Plastic Nail *
Clou en plastique
Clavo de plástico



x1 RC-ANTI-TIP Anti-tipping Restraint *
Liste des pièces de quincaillerie antibasculement
Lista del kit de materiales antivuelco

* Replaceable Part

Protect Your Wood or Laminate Flooring

*This statement applies to any floor without carpet.

If not careful, all furniture including upholstery and case pieces can scratch, scuff and even gouge floors. The recommendation is to have felt, rubber pads or area rugs under furniture on flooring without carpet.

Moving your furniture

Pushing and dragging furniture over floors without carpet can lead to scratches and scuffs. Have someone help when moving the larger pieces of furniture by lifting, try using a dolly or moving pads.

Felt and rubber pads

Applying furniture pads to the feet of furniture helps cushion contact points. Furniture pads can be found at local hardware stores. Felt pads slide easily across the floor, making them ideal for dining chairs and other pieces that move with use. Rubber pads will help furniture stay in place and are perfect for larger pieces, like sofas and loveseats.

Area rugs and rug pads

Using an area rug under furniture is another way to protect your floor from scratches and scuff marks. A rug pad under the area rug will provide extra cushion and added protection.