

PARTS LIST / LISTE DES PIÈCES / LISTA DE PIEZAS

ITEM NO. / ARTICLE NO. / ARTICULO NO : S466-410

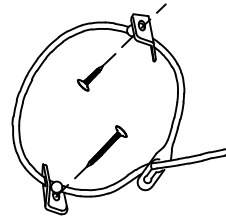
DESCRIPTION / DESCRIPCIÓN : DRESSER / COMMODE / TOCADOR

⚠ WARNING

Serious or fatal crushing injuries can occur from furniture tip-over. To help prevent tip-over:

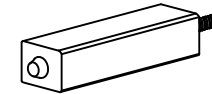
- Install tipover restraint provided.
- Place heaviest items in the lowest drawers.
- Do not set TV's or other heavy objects on top of this product, unless the product is specifically designed to accommodate them.
- Never allow children to climb or hang on drawers, doors, or shelves.
- Never open more than one drawer at a time.

Use of tip-over restraints may only reduce, but not eliminate the risk of tip-over. This is a permanent label. Do not remove!



A

- x1 Tipping restraint
- x1 Liste des pièces de quincaillerie antibasculément
- x1 Abrazadera antivuelco



B

- x1 Center Leg *
- x1 Pattes centrales
- x1 Patas centrales

**Replaceable Part*

ASSEMBLY INSTRUCTIONS / NOTICE DE MONTAGE / INSTRUCCIONES DE MONTAJE

ITEM NO. / ARTICLE NO. / ARTICULO NO : S466-410

DESCRIPTION / DESCRIPCIÓN : DRESSER / COMMUNE / TOCADOR

⚠ WARNING

Serious or fatal crushing injuries can occur from furniture tip-over. To help prevent tip-over:


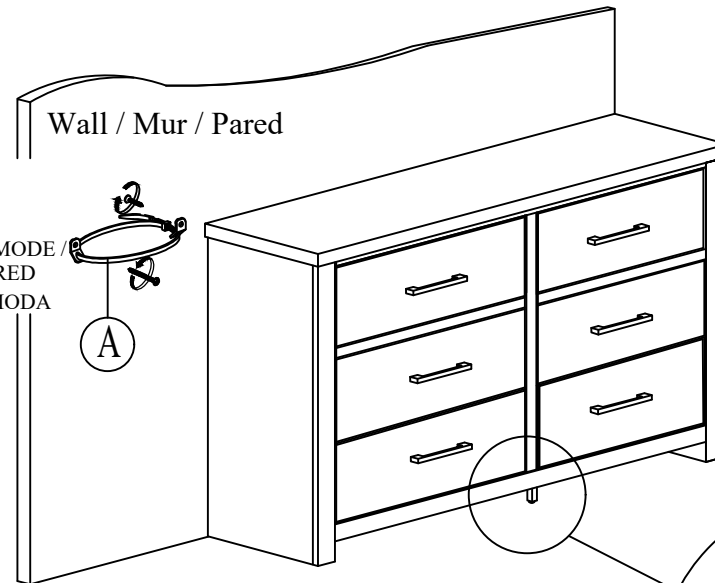
- Install tipover restraint provided.
- Place heaviest items in the lowest drawers.
- Do not set TV's or other heavy objects on top of this product, unless the product is specifically designed to accommodate them.
- Never allow children to climb or hang on drawers, doors, or shelves.
- Never open more than one drawer at a time.

Use of tip-over restraints may only reduce, but not eliminate the risk of tip-over.

This is a permanent label. Do not remove!



AFFIX TO WALL
BEHIND DRESSER /
KENAFFIX AU MUR
DERRIÈRE LA COMMUNE /
KENAFFIX A LA PARED
DETRÁS DE LA CÓMODA



Level Me on
Uneven Floor /
Me Nivelar sur un sol
inégal /
Nivelarme en el
suelo desigual

**Replaceable Part*

REPLACEABLE PART / PARTIE REMPLAÇABLE / PARTE REEMPLAZABLE

ITEM NO. / ARTICLE NO. / ARTICULO NO : S466-410

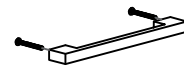
DESCRIPTION / DESCRIPCIÓN : DRESSER / COMMODE / TOCADOR

⚠ WARNING

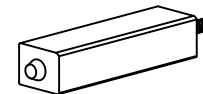
Serious or fatal crushing injuries can occur from furniture tip-over. To help prevent tip-over:

- Install tipover restraint provided.
- Place heaviest items in the lowest drawers.
- Do not set TV's or other heavy objects on top of this product, unless the product is specifically designed to accommodate them.
- Never allow children to climb or hang on drawers, doors, or shelves.
- Never open more than one drawer at a time.

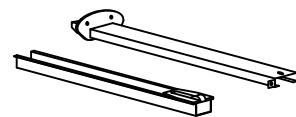

Use of tip-over restraints may only reduce, but not eliminate the risk of tip-over.
This is a permanent label. Do not remove!



x6 RS466-015-PULL *
Pull with Screw
Tirer + vis
Tirer + Tornillo



x1 RS466-410-CELEG *
Center leg
Pattes centrales
Patas centrales



x6 RS466-015-DG *
Drawer Glide
Glissière
Carril de deslizamiento



x4 RC-BR-NAIL *
Brown Plastic Nail
Clou en plastique
Clavo de plástico

**Replaceable Part*