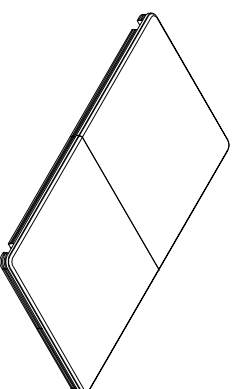
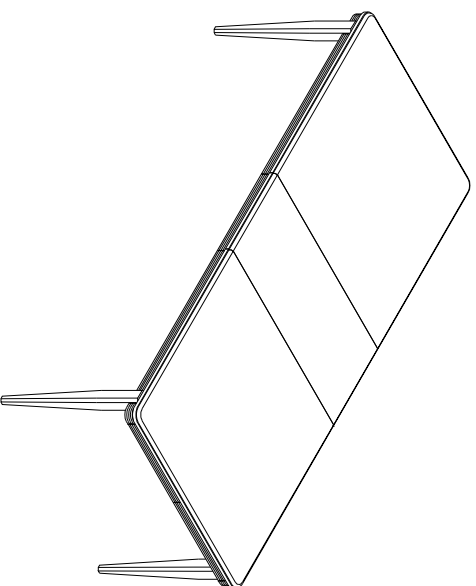


## PARTS LIST / LISTE DES PIÈCES / LISTA DE PIEZAS

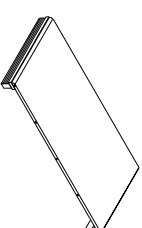
ITEM NO. / NO D'ARTICLE / ARTICULO NO. : P361240

DESCRIPTION / LA DESCRIPTION / DESCRIPCIÓN : LEG TABLE / TABLE SUR PATTES / PATA DE MESA



**A**

x1 Table Top  
x1 Dessus de table  
x1 Tablero de mesa



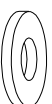
**B**

x1 Table Leaf  
x1 Panneau de table  
x1 Extension



**C**

x4 Table Leg \*  
x4 Pate de table  
x4 Pata de mesa



**D**

x8 Flat Washer  $\phi 5/16"$  x1.9x2mm \*  
x8 Rondelle plate  $\phi 5/16"$  x1.9x2mm  
x8 Arandela plana  $\phi 5/16"$  x1.9x2mm



**E**

x8 Lock washer  $\phi 5/16"$  \*  
x8 Rondelle de blocage  $\phi 5/16"$   
x8 Arandela de Seguridad  $\phi 5/16"$



**F**

x8 Hex nut  $\phi 5/16"$  \*  
x8 Ecrou hexagonal  $\phi 5/16"$   
x8 Tuerca hexagonal  $\phi 5/16"$

**G**

x1 Open Wrench 13mm \*  
x1 Cle à fourche 13mm  
x1 Clave de boca 13mm

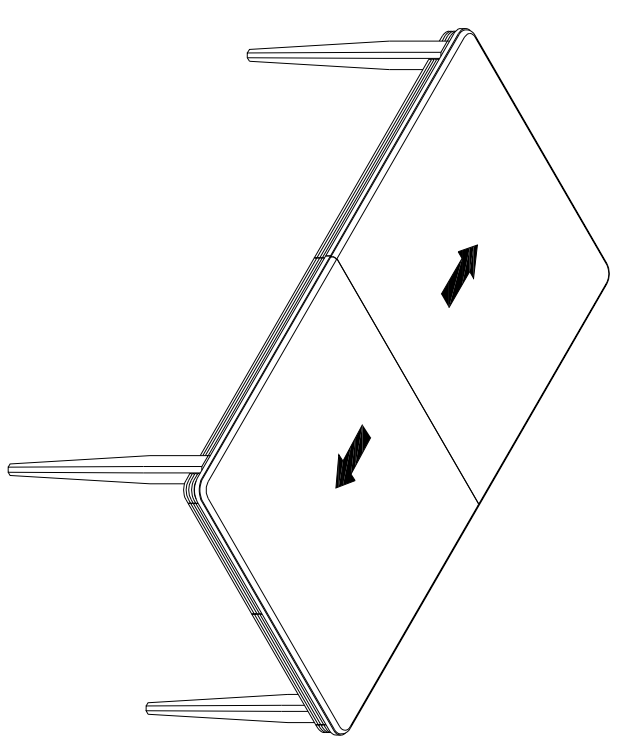
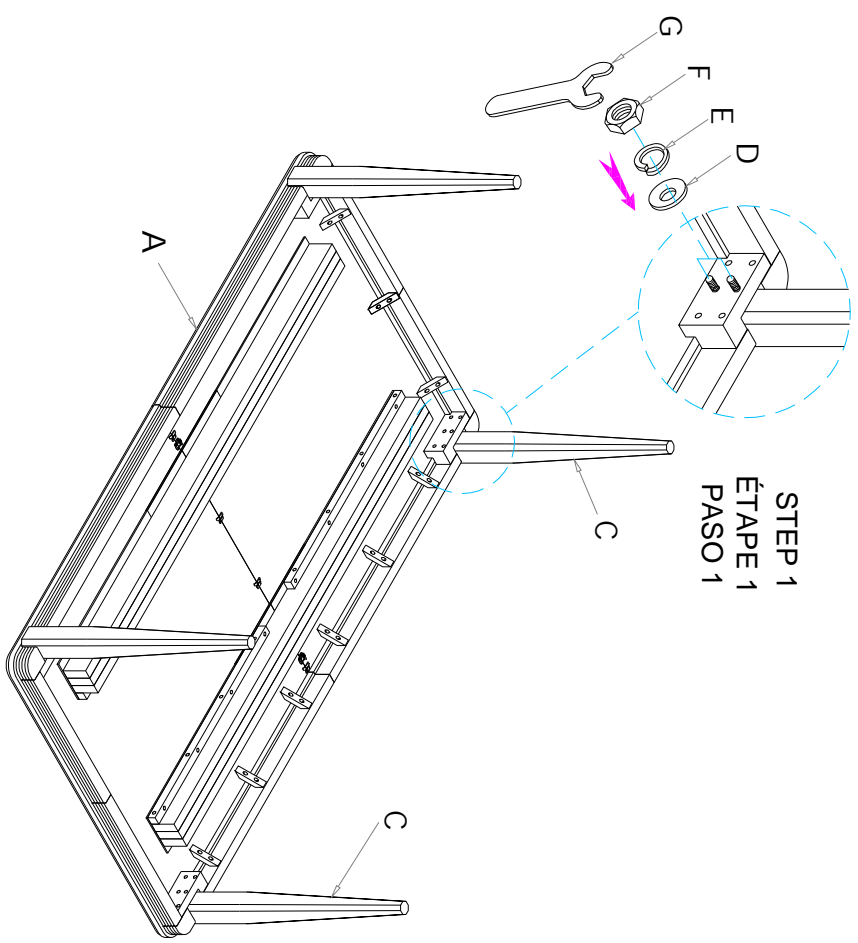


\* Replaceable Part

## ASSEMBLY INSTRUCTIONS/ NOTICE DE MONTAGE/ INSTRUCCIONES DE MONTAJE

ITEM NO. / NO D'ARTICLE / ARTICULO NO. : P361240

DESCRIPTION/ LA DESCRIPTION / DESCRIPCIÓN : LEG TABLE / TABLE SUR PATTES / PATA DE MESA



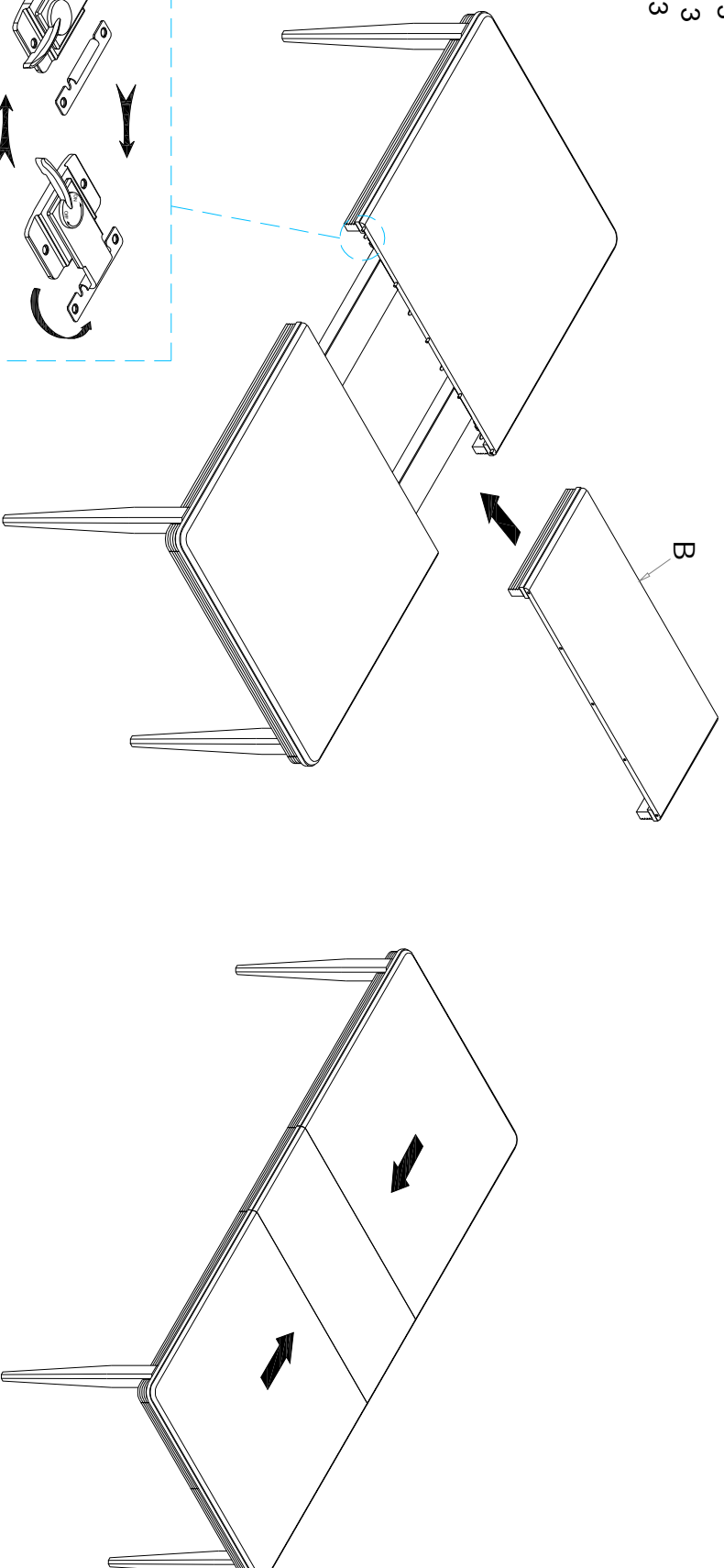
\* Replaceable Part

## ASSEMBLY INSTRUCTIONS/ NOTICE DE MONTAGE/ INSTRUCCIONES DE MONTAJE

ITEM NO./ NO D'ARTICLE/ ARTICULO NO. : P361240

DESCRIPTION/ LA DESCRIPTION /DESCRIPCION : LEG TABLE / TABLE SUR PATTES / PATA DE MESA

### STEP 3 ÉTAPE 3 PASO 3



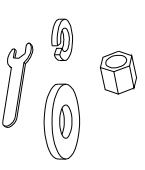
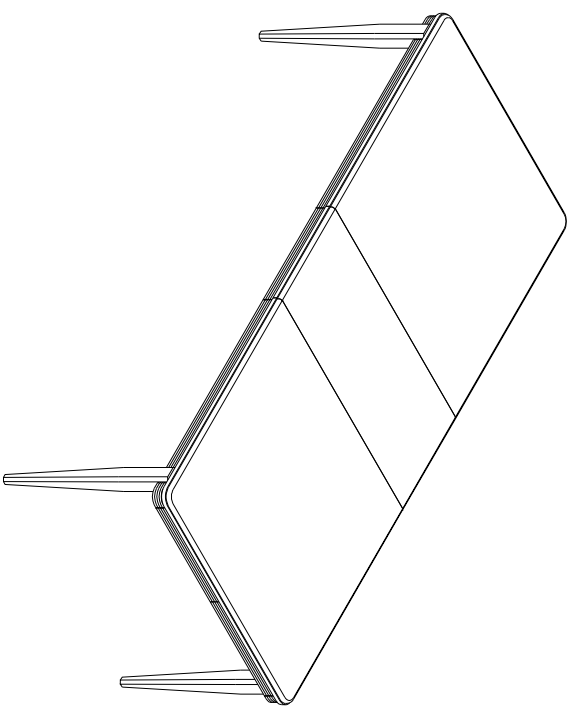
Unlock  
Déverrouiller  
Desbloqueado

Lock  
Verrouiller  
Bloquear

## REPLACEABLE PART / PARTIE REMPLAÇABLE / PARTE REEMPLAZABLE

ITEM NO. / NO D'ARTICLE / ARTICULO NO. : P361240

DESCRIPTION / LA DESCRIPTION / DESCRIPCIÓN : LEG TABLE / TABLE SUR PATTES / PATA DE MESA



x1 RP361240-HWKIT-Hardware Kit \*  
 Liste des pièces de quincaillerie  
 Lista del kit de materiales



x4 RC-WH-NAIL - White Plastic Nail - Clavo \*



x4 RP361240-LEG-Leg \*  
 Jambes  
 Piernas



x4 RC-SMV-LOCK-Common SMV Table Lock \*  
 Verrouille  
 Bloquear

\* Replaceable Part

## **Protect Your Wood or Laminate Flooring**

\* This statement applies to any floor without carpet.

If not careful, all furniture including upholstery and case pieces can scratch, scuff and even gouge floors. The recommendation is to have felt, rubber pads or area rugs under furniture on flooring without carpet.

### **Moving your furniture**

Pushing and dragging furniture over floor without carpet can lead to scratches and scuffs. Have someone help when moving the larger pieces of furniture by lifting, try using a dolly or moving pads.

### **Felt and rubber pads**

Applying furniture pads to the feet of furniture helps cushion contact points. Furniture pads can be found at local hardware stores. Felt pads slide easily across the floor, making them ideal for dining chairs and other pieces that move with use. Rubber pads will help furniture stay in place and are perfect for larger pieces, like sofas and loveseats.

### **Area rugs and rug pads**

Using an are rug under furniture is another way to protect your floor from scratches and scuff marks. A rug pad under the area rug will provide extra cushion and added protection.

\* *Replaceable Part*