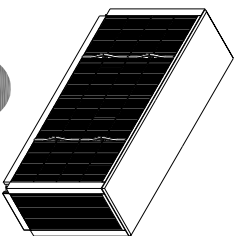
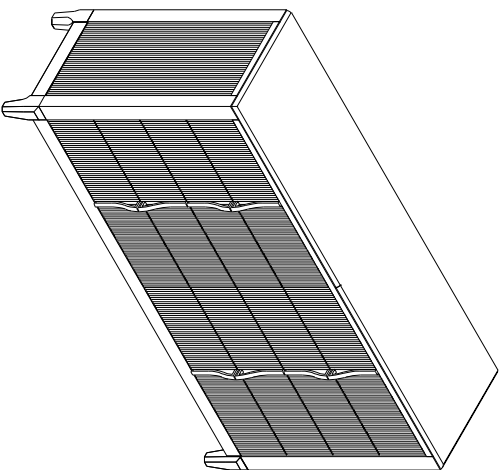


**PARTS LIST / LISTE DES PIÈCES / LISTA DE PIEZAS**  
**ITEM NO. / NO D'ARTICLE / ARTICULO NO. : P361100**  
**DESCRIPTION/ LA DESCRIPTION / DESCRIPCIÓN: DRESSER/ COMMODE/ TOCADOR**



**A**

x1 Dresser  
x1 Commode  
x1 Tocador

**B**

x1 Front leg (Left) \*  
x1 Patte avant (Gauche)  
x1 Pata delantera (Izquierda)

**C**

x1 Front leg (Right) \*  
x1 Patte avant (Droite)  
x1 Pata delantera (Derecha)

**D**

x1 Back leg (left) \*  
x1 Patte arrière (gauche)  
x1 Pata trasera (izquierda)

**E**

x1 Back leg (right) \*  
x1 Patte arrière (droite)  
x1 Pata trasera (derecha)

**F**

x1 Center leg \*  
x1 Pates centrales  
x1 Patas centrales

**G**

x8 Flat Washer Ø5/16"x19x2mm \*  
x8 Rondelle plate Ø5/16"x19x2mm  
x8 Arandela plana Ø5/16"x19x2mm

**H**

x8 Lock washer Ø5/16" \*  
x8 Rondelle de blocage Ø5/16"  
x8 Arandela de Seguridad Ø5/16"

**I**

x8 Hex nut Ø5/16" \*  
x8 Etrou hexagonal Ø5/16"  
x8 Tuerca hexagona Ø5/16"

**J**

x1 Open Wrench Ø5/16" \*  
x1 Clé à fourche Ø5/16"  
x1 Llave de boca Ø5/16"

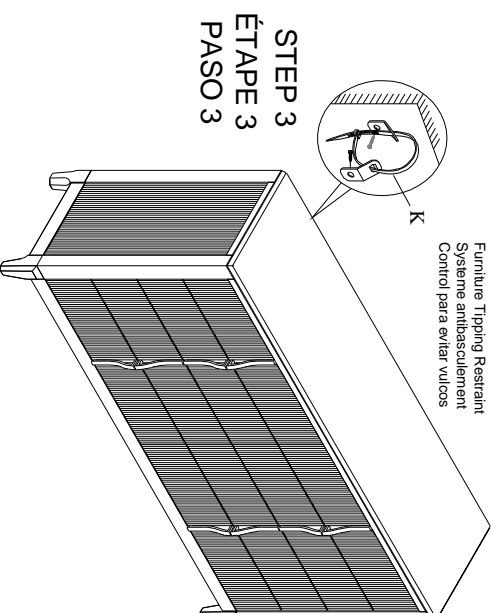
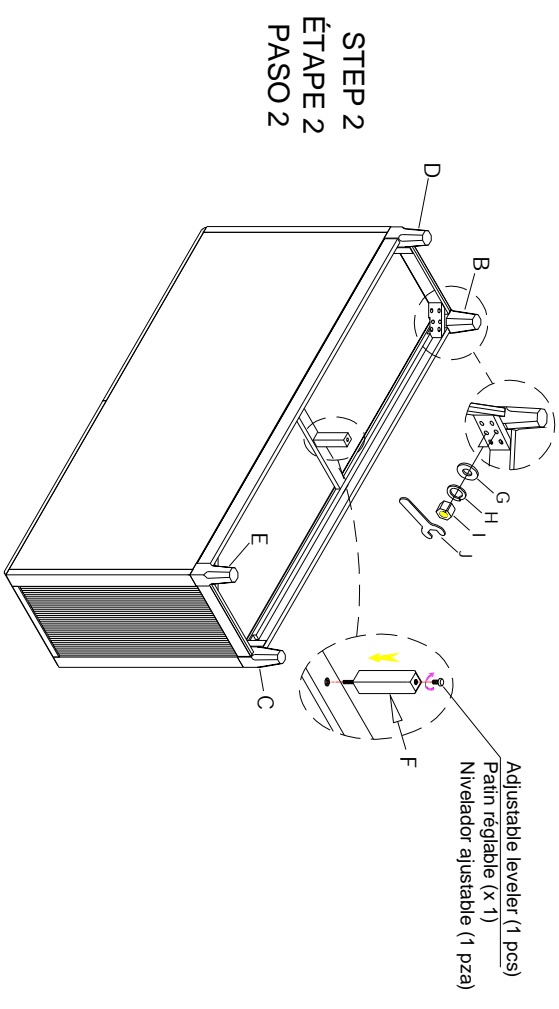
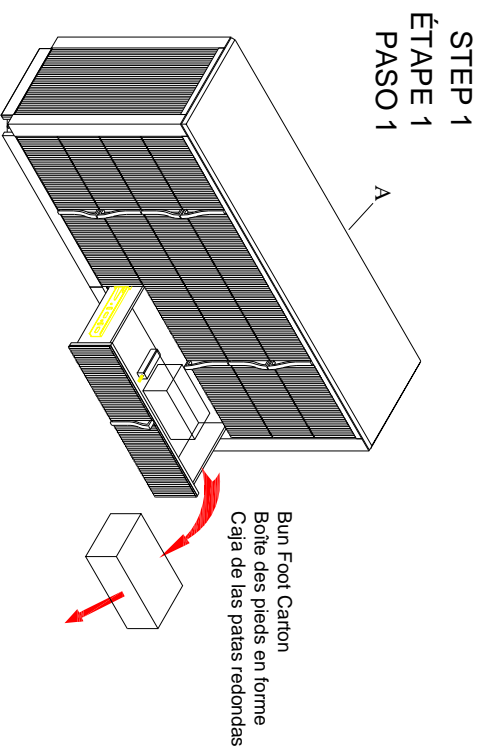
**K**

x1 Furniture Tipping Restraint \*  
x1 Systeme antibasculement  
x1 Control para evitar vuelcos

\* Replaceable Part

Residential Use Only

<b>⚠ WARNING</b>	
	<p>Children have died from furniture tipover. To reduce the risk of furniture tipover:</p> <ul style="list-style-type: none"> <li>• <b>NEVER</b> put a TV on this product.</li> <li>• <b>NEVER</b> allow children to stand, climb or hang on drawers, doors, or shelves.</li> <li>• <b>NEVER</b> open more than one drawer at a time.</li> <li>• Place heaviest items in the lowest drawers.</li> </ul> <p>This is a permanent label. Do not remove!</p>
	



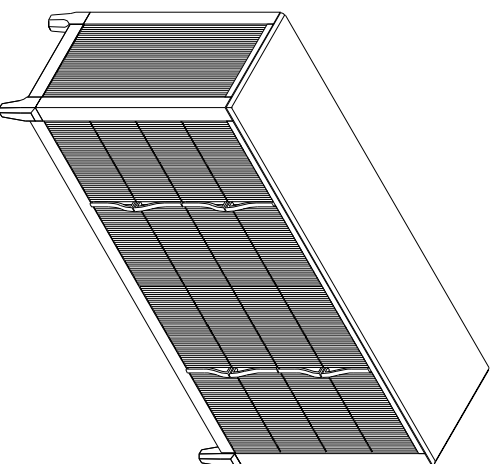
\* Replaceable Part

## REPLACEABLE PART / PARTIE REMPLAÇABLE / PARTE REEMPLAZABLE


ITEM NO. / NO D'ARTICLE / ARTICULO NO. : P361100

DESCRIPTION / LA DESCRIPTION / DESCRIPCIÓN: DRESSER / COMMODOE / TOCADOR


<b>WARNING</b>	
	<p>Children have died from furniture tipover. To reduce the risk of furniture tipover:</p> <ul style="list-style-type: none"> <li><b>NEVER</b> put a TV on this product.</li> <li><b>NEVER</b> allow children to stand, climb or hang on drawers, doors, or shelves.</li> <li><b>NEVER</b> open more than one drawer at a time.</li> <li>Place heaviest items in the lowest drawers.</li> </ul> <p>This is a permanent label. Do not remove!</p>
	




x1 RP361100-FLEGL-FRONT LEG-Left \*  
 Jambes  
 PERNAS




x1 RP361100-FLEGR-FRONT LEG-Right \*  
 Jambes  
 PERNAS



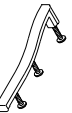
x1 RP361100-BLEGL-BACK LEG-Left \*  
 Jambes  
 PERNAS




x1 RP361100-BLEGR-BACK LEG-Right \*  
 Jambes  
 PERNAS




x8 RP361100-PULL-Pull with Screw \*  
 Poignée + vis  
 Tirador + Tornillo




x8 RP361100-DG - Drawer Glide \*  
 Tirón Glide  
 Deslizamiento del cajón



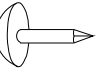
x1 RP361100-CE-Center Leg \*  
 Support central  
 Soporte para la pata central



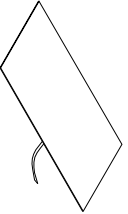
x1 RC-ANTI-TIP - Anti-tipping Restraint \*  
 Systeme antibasculement  
 Control para evitar vlticos




x4 RC-WH-NAIL - White Plastic Nail \*  
 Clou en plastique  
 Clavo de plástico




x2 RP361100-FELT-Removable Felt \*  
 Removable Felt  
 Feutre Feltro



x1 RP361100-HWKIT-Hardware kit list \*  
 Liste des pièces de quincaillerie  
 Lista del kit de materiales



x1 RC-FG-WHITE-White Leveler \*  
 Patin réglable  
 Nivelador



\* Replaceable Part

## **Protect Your Wood or Laminate Flooring**

\* This statement applies to any floor without carpet.

If not careful, all furniture including upholstery and case pieces can scratch, scuff and even gouge floors. The recommendation is to have felt, rubber pads or area rugs under furniture on flooring without carpet.

### **Moving your furniture**

Pushing and dragging furniture over floor without carpet can lead to scratches and scuffs. Have someone help when moving the larger pieces of furniture by lifting, try using a dolly or moving pads.

### **Felt and rubber pads**

Applying furniture pads to the feet of furniture helps cushion contact points. Furniture pads can be found at local hardware stores. Felt pads slide easily across the floor, making them ideal for dining chairs and other pieces that move with use. Rubber pads will help furniture stay in place and are perfect for larger pieces, like sofas and loveseats.

### **Area rugs and rug pads**

Using an are rug under furniture is another way to protect your floor from scratches and scuff marks. A rug pad under the area rug will provide extra cushion and added protection.

\* *Reproducible Part*