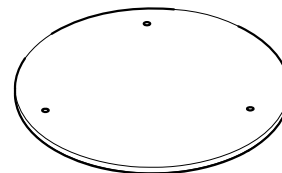


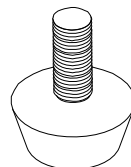
(A)

x3 Leg *
x3 jambes
x3 Piernas



(B)


x1 Bottom Shelf *
x1 étagère
x1 estante



(C)

x3 Adjustable leveler-Brown *
x3 Patin réglable
x3 Nivelador ajustable

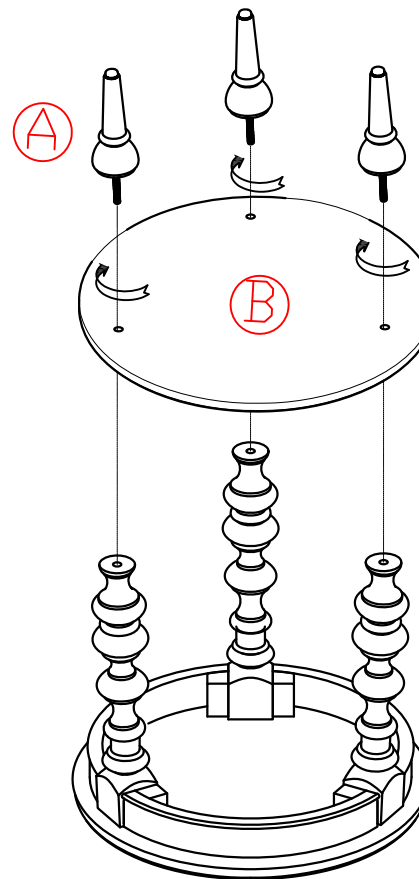
* Replaceable Part



C



Adjustable leveler
Patin réglable
Nivelador ajustable



* Replaceable Part


HF

HOOKER[®] FURNISHINGS

REPLACEABLE PART/ PARTIE REMPLACABLE/ PARTE REEMPLAZABLE

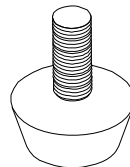

ITEM NO. / ARTICLE NO. / ARTICULO NO : P348255

DESCRIPTION/LA DESCRIPCION/DESCRIPCIÓN :Round End Table-Table de bout-Mesa final



RP348255-LEG *

x3 Leg
x3 jambes
x3 Piernas



RC-FG-BROWN *

x3 Adjustable leveler-Brown
x3 Patin réglable
x3 Nivelador ajustable

* Replaceable Part

Protect Your Wood or Laminate Flooring

*This statement applies to any floor without carpet.

If not careful, all furniture including upholstery and case pieces can scratch, scuff and even gouge floors. The recommendation is to have felt, rubber pads or area rugs under furniture on flooring without carpet.

Moving your furniture

Pushing and dragging furniture over floors without carpet can lead to scratches and scuffs. Have someone help when moving the larger pieces of furniture by lifting, try using a dolly or moving pads.

Felt and rubber pads

Applying furniture pads to the feet of furniture helps cushion contact points. Furniture pads can be found at local hardware stores. Felt pads slide easily across the floor, making them ideal for dining chairs and other pieces that move with use. Rubber pads will help furniture stay in place and are perfect for larger pieces, like sofas and loveseats.

Area rugs and rug pads

Using an area rug under furniture is another way to protect your floor from scratches and scuff marks. A rug pad under the area rug will provide extra cushion and added protection.