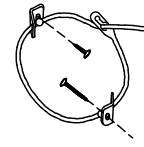


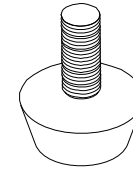
A

x1 Center Leg *
x1 Pattes centrales
x1 Patas centrales



B

x1 Tipping restraint *
x1 Liste des pièces de quincaillerie antibasculement
x1 Abrazadera antivuelco



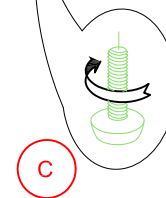
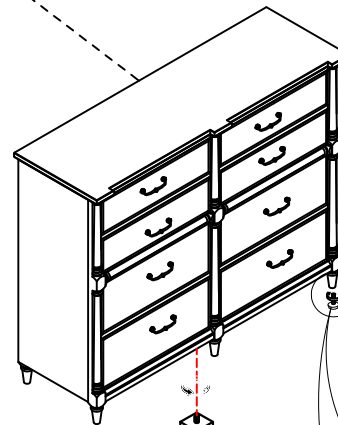
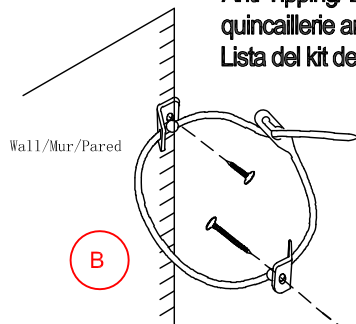
C

x4 Adjustable leveler-Brown *
x4 Patin réglable
x4 Nivelador ajustable

* Replaceable Part

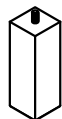
⚠ WARNING	
	<p>Children have died from furniture tipover. To reduce the risk of furniture tipover:</p> <ul style="list-style-type: none"> • ALWAYS install tipover restraint provided. • NEVER put a TV on this product. • NEVER allow children to stand, climb or hang on drawers, doors, or shelves. • NEVER open more than one drawer at a time. • Place heaviest items in the lowest drawers. <p><i>This is a permanent label. Do not remove!</i></p>
	

Anti-Tipping/ Liste des pièces de quincaillerie antibasculement/
Lista del kit de materiales anti-vuelco

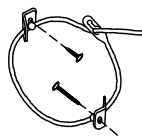


Adjustable leveler
Patin réglable
Nivelador ajustable

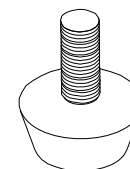
* Replaceable Part



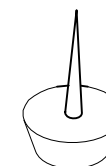
RP348101-CELEG *
 x1 Center Leg
 x1 Pattes centrales
 x1 Patas centrales





RC-ANTI-TIP *
 x1 Tipping restraint
 x1 Liste des pièces de quincaillerie antibasculement
 x1 Abrazadera antivuelco



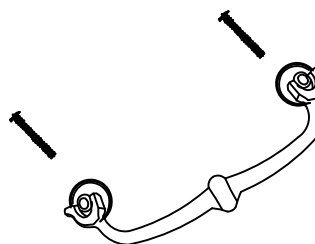
RC-FG-BROWN *
 x4 Adjustable leveler-Brown
 x4 Patin réglable
 x4 Nivelador ajustable



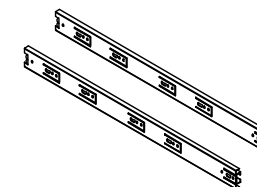
RC-BR-NAIL
 x2 Plastic Nail *
 x2 Clou en plastique
 x2 Clavo de plástico




RP348101-LFELT *
 x1 Left Removable Felt-Brown
 x1 Feutre
 x1 Fieltro



RP348100-PULL *
 x8 Pull with screw
 x8 Tirer et vis
 x8 Tire y Tornillo



COMGLIDE-10-45 *
 x8 Drawer Glide 10"L x 45mmW
 x8 Glissière
 x8 Carril de deslizamiento



RP348101-RFELT
 x1 Right Removable Felt-Brown
 x1 Feutre
 x1 Fieltro

* Replaceable Part

Protect Your Wood or Laminate Flooring

*This statement applies to any floor without carpet.

If not careful, all furniture including upholstery and case pieces can scratch, scuff and even gouge floors. The recommendation is to have felt, rubber pads or area rugs under furniture on flooring without carpet.

Moving your furniture

Pushing and dragging furniture over floors without carpet can lead to scratches and scuffs. Have someone help when moving the larger pieces of furniture by lifting, try using a dolly or moving pads.

Felt and rubber pads

Applying furniture pads to the feet of furniture helps cushion contact points. Furniture pads can be found at local hardware stores. Felt pads slide easily across the floor, making them ideal for dining chairs and other pieces that move with use. Rubber pads will help furniture stay in place and are perfect for larger pieces, like sofas and loveseats.

Area rugs and rug pads

Using an area rug under furniture is another way to protect your floor from scratches and scuff marks. A rug pad under the area rug will provide extra cushion and added protection.