







ASSEMBLY INSTRUCTIONS

ITEM # : 30035

St. BARTS

St. BARTS HARDWARE

<p></p> <p>A</p> <p>LEG x 4</p>	<p></p> <p>B</p> <p>ALLEN BOLT x 12 (Ø1/4" *20 MM)</p>	<p></p> <p>C</p> <p>SPRING WASHER x 12 (Ø1/4")</p>
<p></p> <p>D</p> <p>FLAT WASHER x 12 (Ø1/4")</p>	<p></p> <p>E</p> <p>ALLEN KEY x 1 (M4)</p>	<p></p> <p>F</p> <p>TIPPING RESTRAINT x1</p>

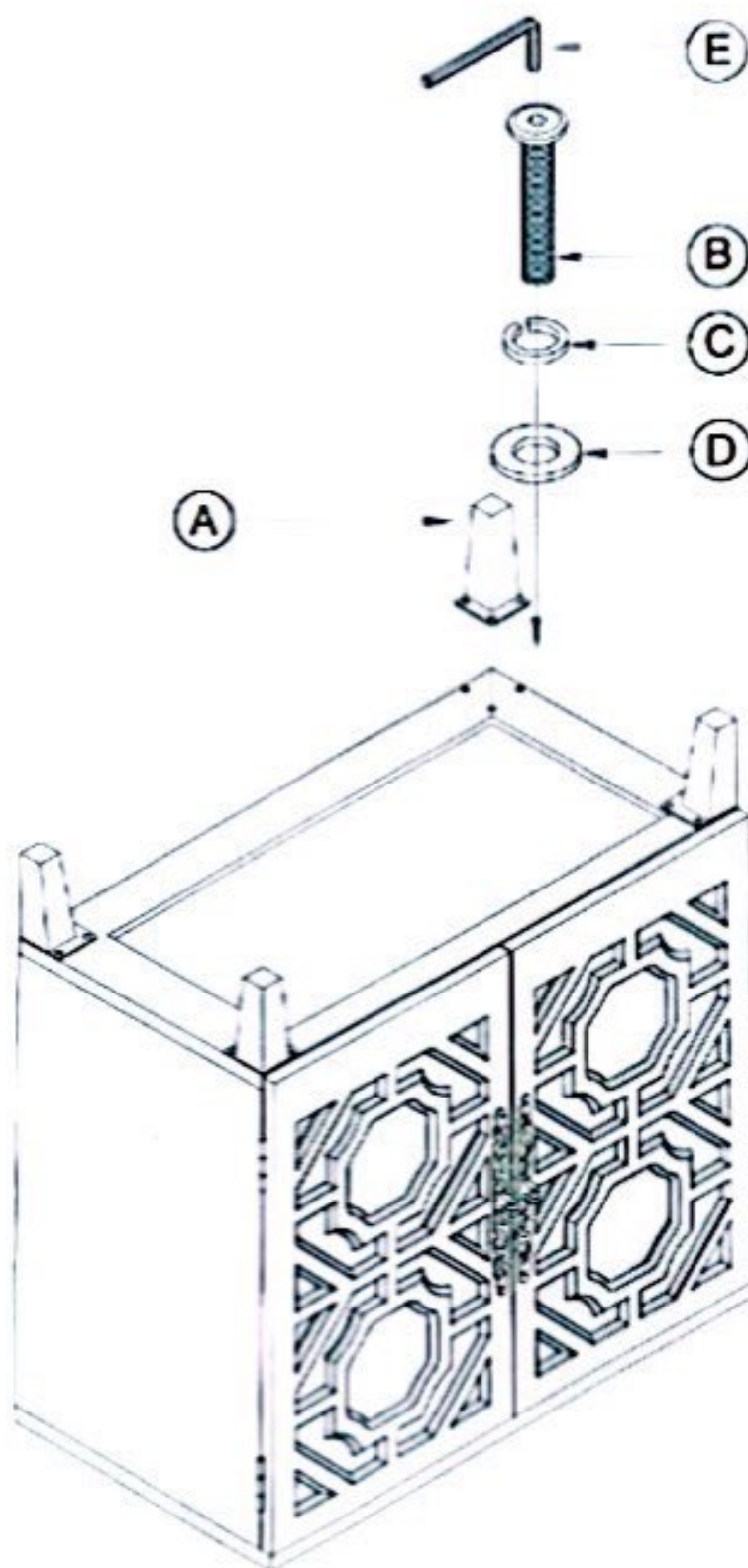
Customer Service Contact Information:
Toll Free Phone Number: 1-844-771-2727
Email: consumercare@lane-furniture.com
Website: www.lanefurniture.com

NOTES

1. CHECK CAREFULLY FOR SMALL PARTS WHICH MAY COME LOOSE DURING SHIPMENT
2. REMOVE ALL COMPONENTS FROM THE PACK AND PLACE ON A CLEAN, SOFT SURFACE TO ASSEMBLE
3. UNITS SHOULD BE ASSEMBLED BY TWO OR MORE PEOPLE
4. DO NOT OVER - TIGHTEN SCREW/ BOLTS UNTIL ASSEMBLY IS COMPLETED
5. WITH USE, SCREW/ BOLT MAY BE COME LOOSE & MUST BE TIGHTENED PERIODICALLY



STEP 1 (x1)



STEP 2 (x1)

