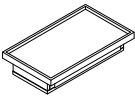
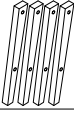
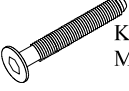

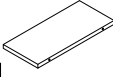





Thank you for purchasing this quality product. Be sure to check all packing material carefully for small part, which may have come loose inside the carton during shipment. Identify and count all parts and compare with the Part List below

PART LIST				HARDWARE LIST							
1	 Table Top	1 pc	3	 Legs	4 pcs	A	 KD Bolt M6 x 40 mm	8 pcs	D	 Wood plug Ø18 x 8 mm	8 pcs
2	 Shelf Panel	1 pc				B	 Flat washer Ø6 x Ø16 mm	8 pcs	E	 Allen key L - 4 mm	1 pc
						C	 Lock washer Ø6 x Ø13 mm	8 pcs			

Do not completely tighten until the item has been fully assembled

Step : 1

