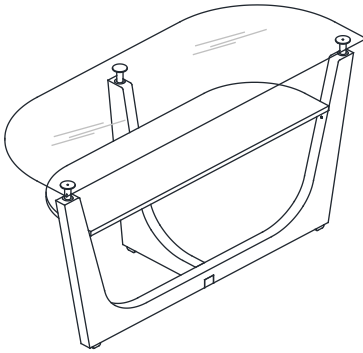


# Progressive® furniture ASSEMBLY INSTRUCTION

Item No: T332-05

Description: SOFA TABLE












## IMPORTANT NOTE:

- Place all wooden parts on a clean and smooth surface such as a rug or carpet to avoid the parts from being scratched.
- Check to be sure that you have all parts and hardware.
- Remove all wrapping materials, including staples & packing straps before you start to assemble.
- Do not tighten all screws/bolts until all completely assembled.
- Keep all hardware parts out of reach of children.

End Table

| PARTS LIST |              |      |
|------------|--------------|------|
| NO.        | COMPONENT    | QTY. |
| 1          | TABLE TOP    | 1PC  |
| 2          | TABLE LEG    | 2PCS |
| 3          | BOTTOM SHELF | 1PC  |

| HARDWARE LIST |   |       |  |
|---------------|---|-------|--|
| NO.           | DESCRIPTION   | QTY   |  |
| A             |  Rotating aluminium handle<br>Ø45*57+M4 | 3 PCS |  |
| B             |  Bolt Ø9*42mm                           | 3 PCS |  |
| C             |  Bolt ΦØ1/4" *20mmmm                    | 3 PCS |  |
| D             |  L Shaped 32*32*2 (80 )                 | 3 PCS |  |
| E             |  Bolt 1/4"(Ø12)*15mm                     | 6 PCS |  |
| F             |  Bolt 1/4" (Ø12)*40mm                  | 1 PC  |  |
| G             |  Allen wrench M4*58mm                 | 1 PC  |  |
| H             |  Lock washer Φ 1/4"                    | 7 PCS |  |
| I             |  Flat washer Φ 1/4"                    | 7 PCS |  |

