





















# ASSEMBLY INSTRUCTIONS

ITEM NO.:I732-SW  
Swivel Chair -1/CTN

Thank you for purchasing this quality product. Be sure to check all packing materials carefully for small parts may have come loose inside the carton during shipment, clarify and count all parts and compare with the parts list below. Do not tighten all screws / bolts until all completely assembled.

## Parts List:

REF.	PART NAME	PART IMAGE	Q'TY	REF.	PART NAME	PART IMAGE	Q'TY
A	Seat frame		1	I	Bolt M6*40		6
B	Back frame		1	J	Bolt M6*20		2
C	Left Arm		1	K	Bolt M6*15		2
D	Right Arm		1	L	Metal Washer(M6)		10
E	Back tube		1	N	Lock Washer(M6)		10
F	Swivel Base		1	M	Bolt M8*40		4
G	Back cushion		1	O	Metal Washer(M8)		8
H	Seat cushion		1	P	Lock Washer(M8)		4
				Q	Metal washer		2
				S	Nut		4
				T	Allen Wrench		1
				U	Hex wrench		1

**⚠ Important Notes**  
 \* Keep all hardware parts out of reach of children !  
 \* Tighten screws periodically ! With the use of this product bolts and screws may become loose over time  
 \* Don't attempt to modify parts !

