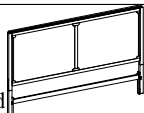




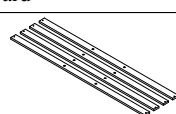


# ASSEMBLY INSTRUCTION

ITEM NO : B128-95  
6/6 KING FOOTBOARD

Thank you for purchasing this quality product. Be sure to check all packing material carefully for small part, which may have come loose inside the carton during shipment. Identify and count all parts and compare with the Part List below

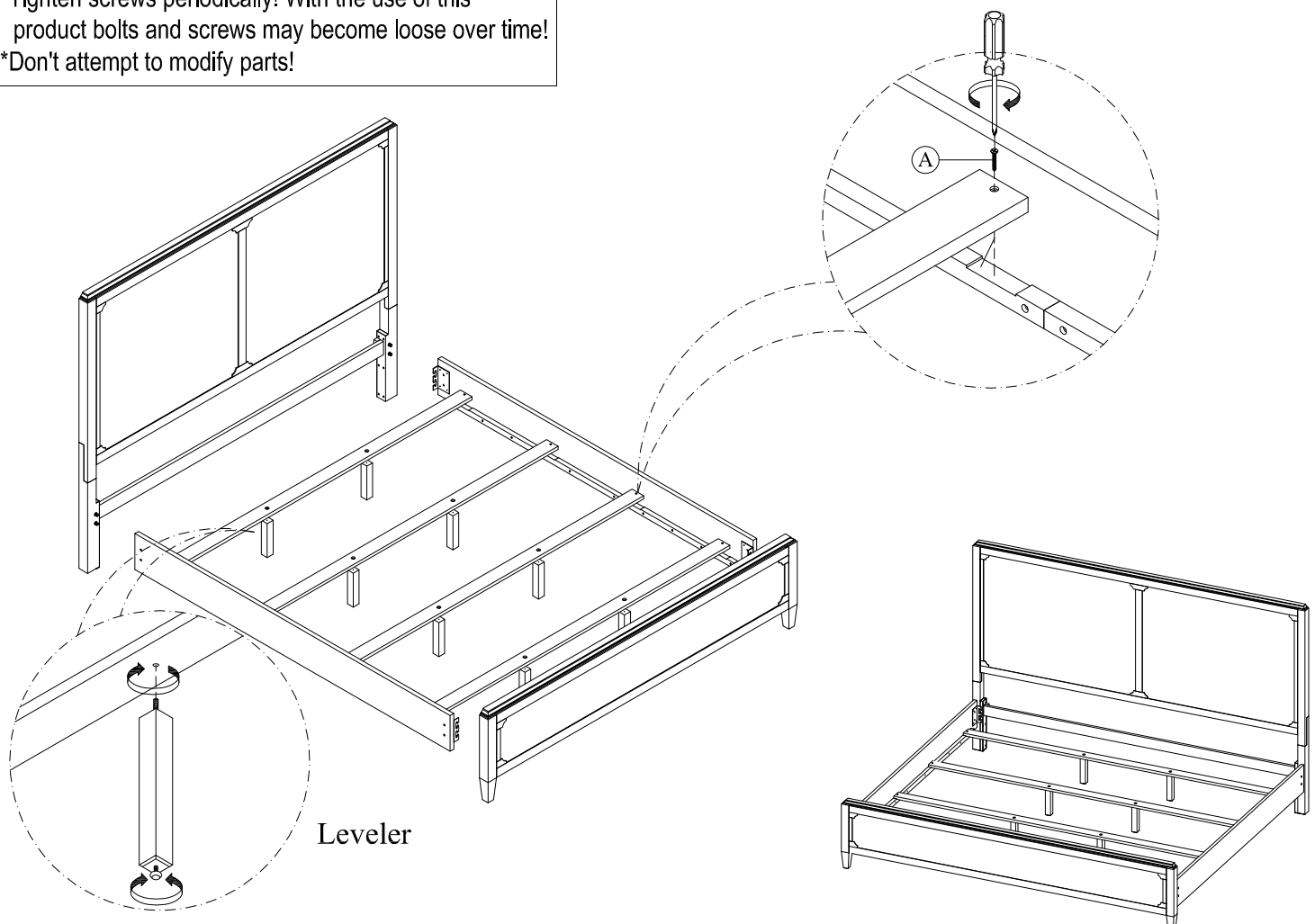
PART LIST				HARDWARE LIST				
1	 Assembly Headboard	1 pc	4	 Center Supports	8 pcs	A	 Screw JF Ø8 x 1 1/4"	8 pcs
2	 Footboard	1 pc	5	 Side Rails	2 pcs			
3	 Slats	4 pcs						

## NOTE : YOU WILL ALSO NEED A SCREWDRIVER (NOT PROVIDED)

These parts are cumbersome and heavy. Therefore, two people are recommended in order to prevent personal injury and insure the parts are not damaged during the assembly.

### Important Notes

- \*Keep all hardware parts out of reach of children!
- \*Tighten screws periodically! With the use of this product bolts and screws may become loose over time!
- \*Don't attempt to modify parts!



Leveler

Do not completely tighten until the item has been fully assembled

MADE IN INDONESIA