
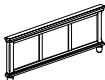





IMPORTANT NOTE :

- Place all wooden parts on a clean and smooth surface such as a rug or carpet to avoid the parts from being scratched.
- Check to be sure that you have all parts and hardware.
- Remove all wrapping materials, including staples & packing straps before you start to assemble.
- Do not tighten all screws / bolts until all completely assembled.
- Keep all hardware parts out of reach of children!
- Tighten screws periodically! With the use of this product bolts and screws may become loose over time!
- Don't attempt to modify parts!

| PART LIST | | | |
|-----------|---|-------------|---------|
| NO | DESCRIPTION | | QTY/PCS |
| 1 |  | HEADBOARD | 1 PC |
| 2 |  | FOOTBOARD | 1 PC |
| 3 |  | SIDE RAIL | 2 PCS |
| 4 |  | SLAT | 4 PCS |
| 5 |  | SUPPORT LEG | 4 PCS |

| HARDWARE LIST | | | |
|---------------|---|---------------------|---------|
| NO | DESCRIPTION | | QTY/PCS |
| A |  | BOLT M8 x 25mm | 8 PCS |
| B |  | SPRING WASHER M8 | 8 PCS |
| C |  | FLAT WASHER M8 | 8 PCS |
| D |  | ALLEN KEY M5 | 1 PC |
| E |  | CSK SCREW M4 x 32mm | 8 PCS |

REMARKS : YOU WILL ALSO NEED A PHILIP SCREW DRIVER (NOT PROVIDED)

