


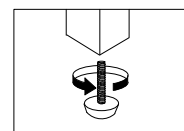
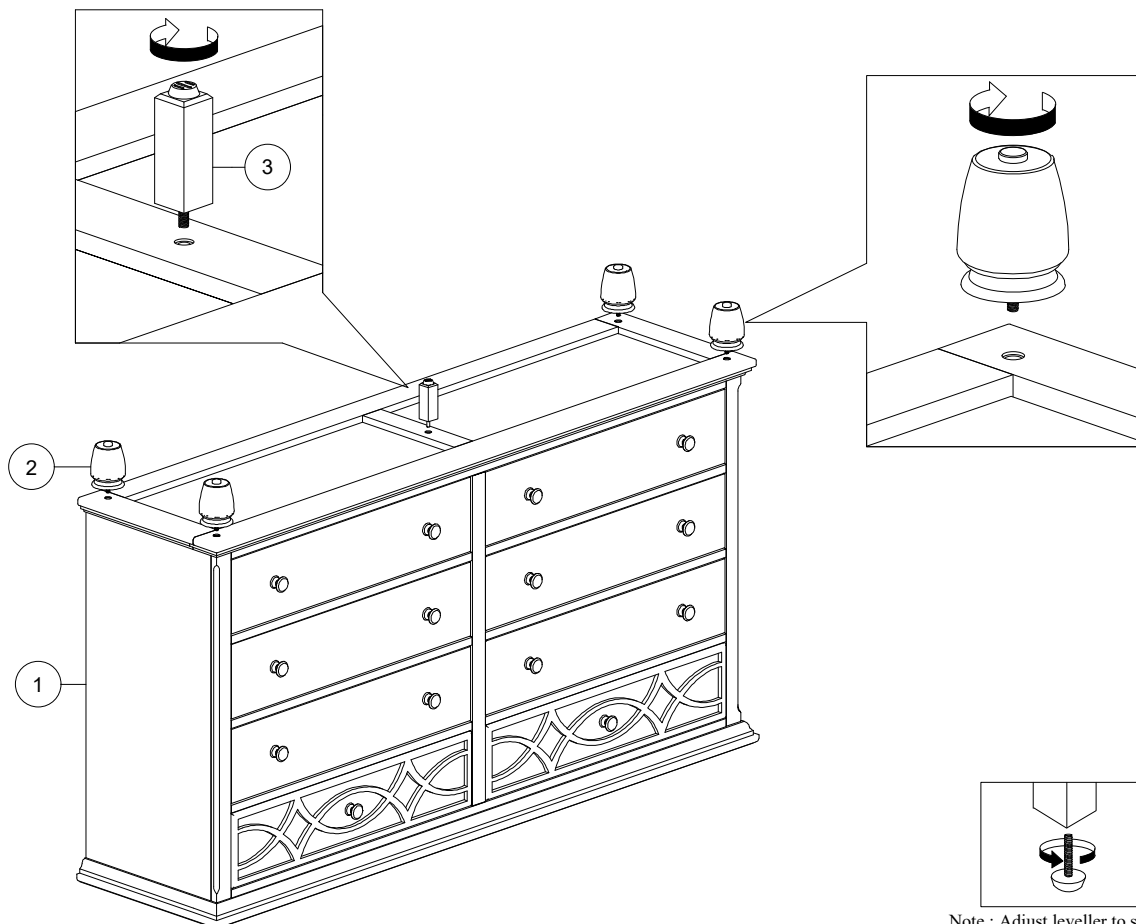




IMPORTANT NOTE :

- Place all wooden parts on a clean and smooth surface such as a rug or carpet to avoid the parts from being scratched.
- Check to be sure that you have all parts and hardware.
- Remove all wrapping materials, including staples & packing straps before you start to assemble.
- Do not tighten all screws / bolts until all completely assembled.
- Keep all hardware parts out of reach of children!
- Tighten screws periodically! With the use of this product bolts and screws may become loose over time!
- Don't attempt to modify parts!

PART LIST			
NO		DESCRIPTION	QTY/PCS
1		DRESSER	1 PC
2		BUNFOOT	4 PCS
3		SUPPORT LEG	1 PC



Note : Adjust leveller to stabilize