
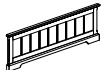





**IMPORTANT NOTE :**

- Place all wooden parts on a clean and smooth surface such as a rug or carpet to avoid the parts from being scratched.
- Check to be sure that you have all parts and hardware.
- Remove all wrapping materials, including staples & packing straps before you start to assemble.
- Do not tighten all screws / bolts until all completely assembled.
- Keep all hardware parts out of reach of children!
- Tighten screws periodically! With the use of this product bolts and screws may become loose over time!
- Don't attempt to modify parts!

PART LIST			
NO	DESCRIPTION		QTY/PCS
1		HEADBOARD	1 PC
2		FOOTBOARD	1 PC
3		SIDE RAIL	2 PCS
4		SLAT	4 PCS
5		SUPPORT LEG	4 PCS

HARDWARE LIST			
NO	DESCRIPTION		QTY/PCS
A		BOLT M8 x 20mm	8 PCS
B		SPRING WASHER M8	8 PCS
C		FLAT WASHER M8	8 PCS
D		ALLEN KEY M5	1 PC
E		CSK SCREW M4 x 32mm	8 PCS

REMARKS : YOU WILL ALSO NEED A PHILIP SCREW DRIVER (NOT PROVIDED)

