

Headboard hardware located in velcro pouch in back of headboard.

Footboard hardware located in one end of the footboard/siderails.

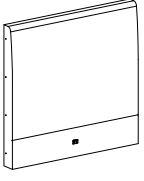
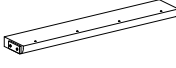
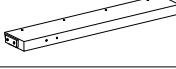







ASSEMBLY INSTRUCTIONS

Item No: BANG#8000/BANG#9000






Description: ANGEL QUEEN/KING BED

Thank you for purchasing this quality product. Be sure to check all packing material carefully for small parts that may have come loose inside the carton during shipment.












PARTS LIST:

NO.	Description	Sketch	Quantity
A	Headboard		1PC
B	HB post Left		1PC
C	HB post Right		1PC
D	Footboard		1PC
E	Side Rail		2PCS
F	Center Rail Support Leg		3PCS
G	Slat Support Leg		8PCS
H	Center Rail		1PC
I	Slats		4PCS
J	Leg		2PCS

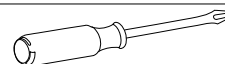
HB HARDWARE LIST:

NO.	Description	Sketch	Size	Quantity
K	Flat Washer		Ø5/16"	12PCS
L	Spring Washer		Ø5/16"	12PCS
M	Bolt		Ø5/16"x4"	12PCS
N	Nut		M12	12PCS
O	Spanner		M12	1PC

FB HARDWARE LIST:

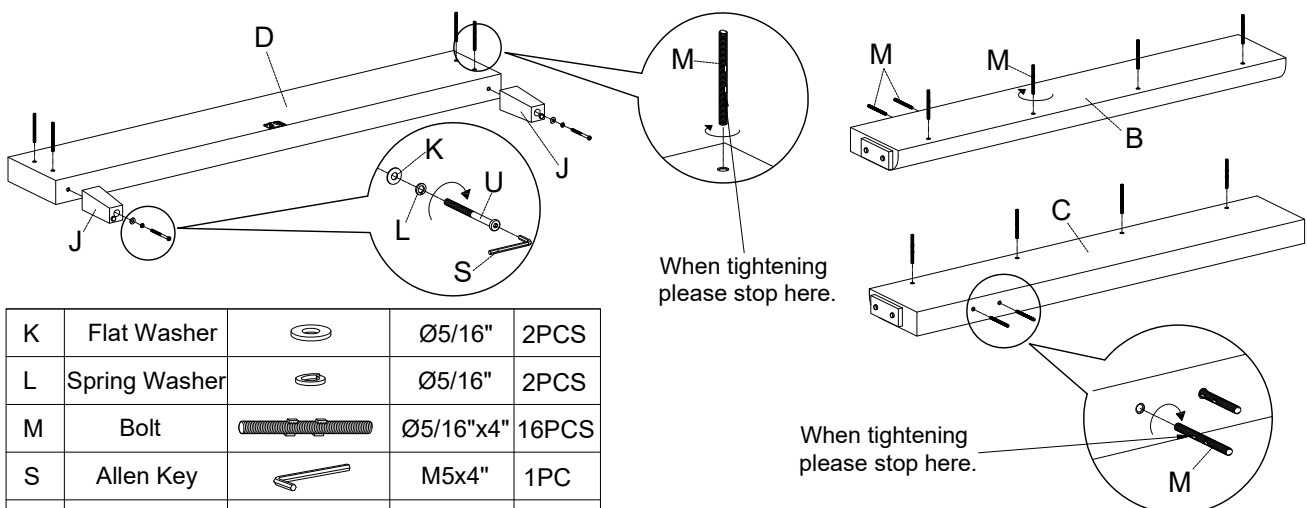
NO.	Description	Sketch	Size	Quantity
K	Flat Washer		Ø5/16"	17PCS
L	Spring Washer		Ø5/16"	17PCS
M	Bolt		Ø5/16"x4"	4PCS
N	Nut		M12	4PCS
O	Spanner		M12	1PC
P	Bolt		Ø5/16"x1-1/2"	11PCS
Q	Screw		Ø8x1-1/2"	8PCS
R	Screw		Ø8x3/4"	4PCS
S	Allen Key		M5x4"	1PC
T	Metal bracket		50x32x30	2PCS
U	Bolt		5/16"x4"	2PCS






TOOLS REQUIRED (NOT PROVIDED)



Philips Screwdriver

Step1: Assembly HB post(B)(C)&FB with Leg(J). Assembly Bolts(M) with FB(D)&HB post (B)&(C).



K	Flat Washer		Ø5/16"	2PCS
L	Spring Washer		Ø5/16"	2PCS
M	Bolt		Ø5/16"x4"	16PCS
S	Allen Key		M5x4"	1PC
U	Bolt		Ø5/16"x4"	2PCS

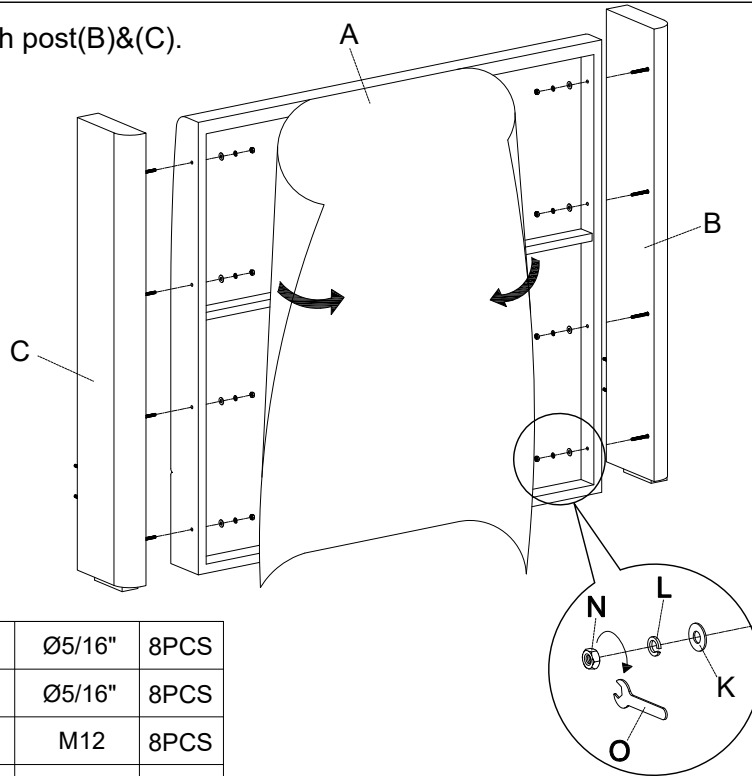
ASSEMBLY INSTRUCTIONS





Item No: BANG#8000/BANG#9000

Description: ANGEL QUEEN/KING BED

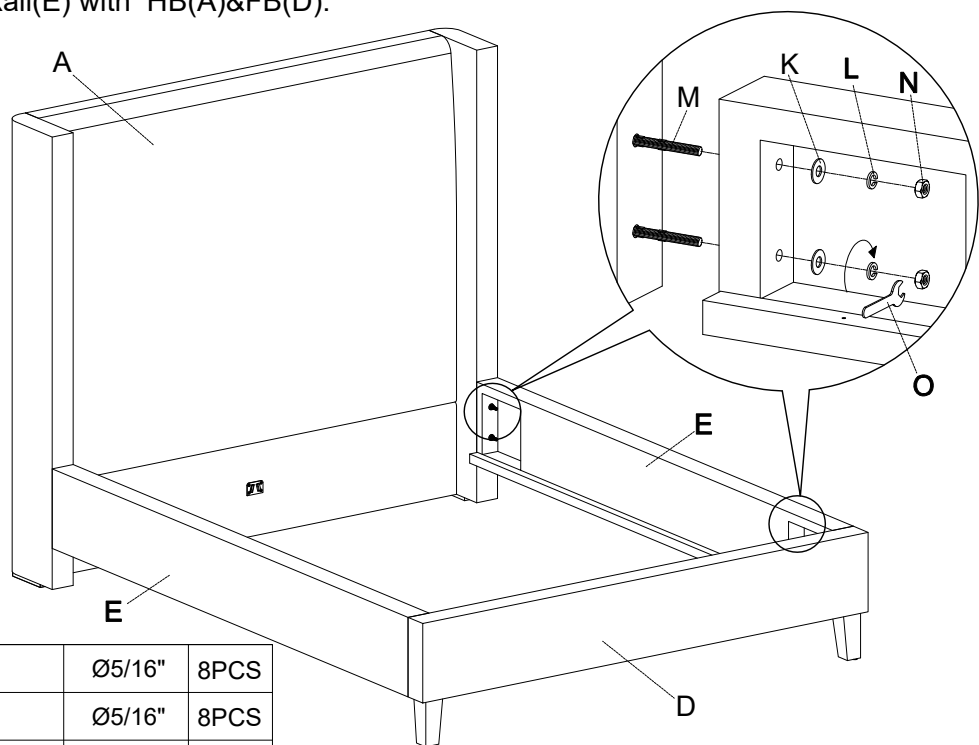
Thank you for purchasing this quality product. Be sure to check all packing material carefully for small parts that may have come loose inside the carton during shipment.





Step2: Assembly HB(A) with post(B)&(C).



K	Flat Washer		Ø5/16"	8PCS
L	Spring Washer		Ø5/16"	8PCS
N	Nut		M12	8PCS
O	Spanner		M12	1PC

Step3: Assembly Side Rail(E) with HB(A)&FB(D).



K	Flat Washer		Ø5/16"	8PCS
L	Spring Washer		Ø5/16"	8PCS
N	Nut		M12	8PCS
O	Spanner		M12	1PC

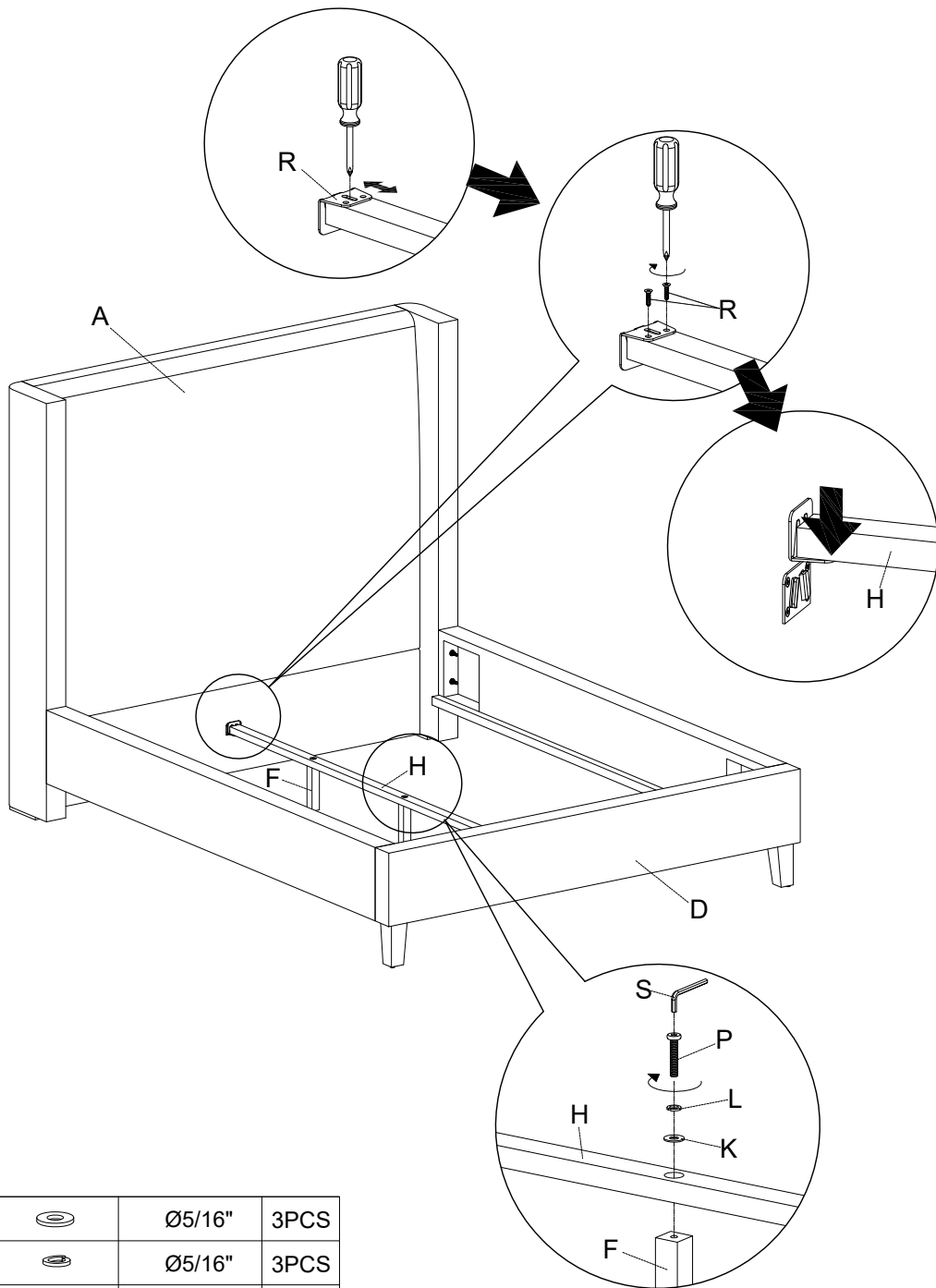
ASSEMBLY INSTRUCTIONS







Item No: BANG#8000/BANG#9000

Description: ANGEL QUEEN/KING BED

Thank you for purchasing this quality product. Be sure to check all packing material carefully for small parts that may have come loose inside the carton during shipment.

Step4: Assembly Center Rail(H) with HB(A)&FB(D).



K	Flat Washer		Ø5/16"	3PCS
L	Spring Washer		Ø5/16"	3PCS
P	Bolt		Ø5/16"x1-1/2"	3PCS
R	Screw		Ø8x3/4"	4PCS
S	Allen Key		M5x4"	1PC
T	Metal bracket		50x32x30	2PCS

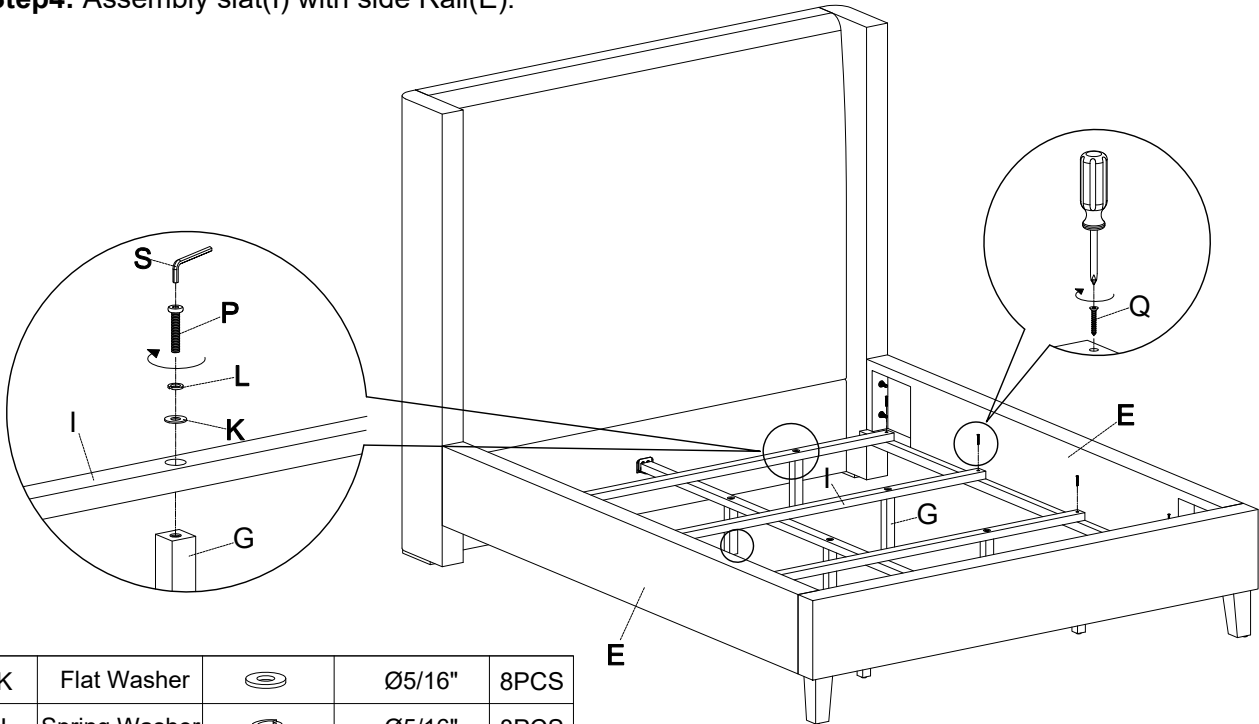
ASSEMBLY INSTRUCTIONS






Item No: BANG#8000/BANG#9000

Description: ANGEL QUEEN/KING BED

Thank you for purchasing this quality product. Be sure to check all packing material carefully for small parts that may have come loose inside the carton during shipment.

Step4: Assembly slat(I) with side Rail(E).



K	Flat Washer		Ø5/16"	8PCS
L	Spring Washer		Ø5/16"	8PCS
P	Bolt		Ø5/16"x1-1/2"	8PCS
Q	Screw		Ø8x1-1/2"	8PCS
S	Allen Key		M5x4"	1PC

Step5: Completed assembly for a regular bed.

