


ASSEMBLY INSTRUCTIONS

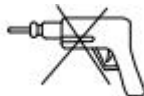
NOTICE DE MONTAGE

***Please keep these instructions and have the product model # and part # available when requesting a service.**

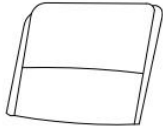


IMPORTANT NOTE

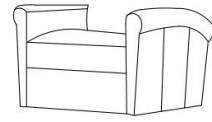
Do not use a power tool to assemble this product as it could damage the thread of the hardware and affect the solidity/durability of the product.



A x 1



B x 1



Cx 2



Dx 2



Ex 2



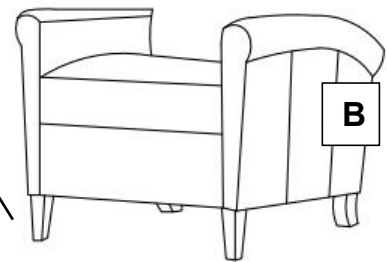
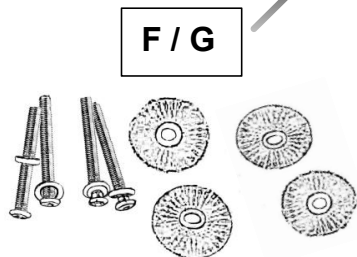
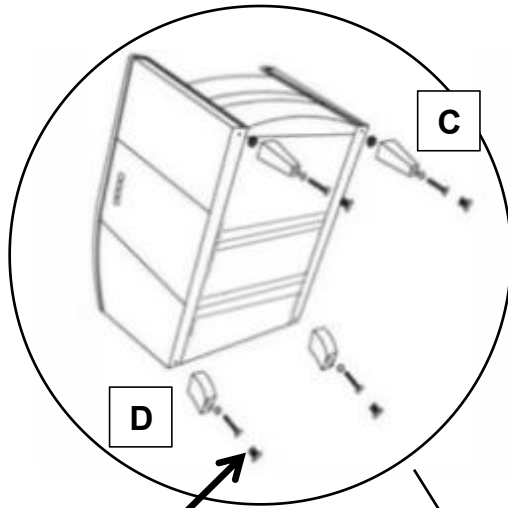
Fx 4



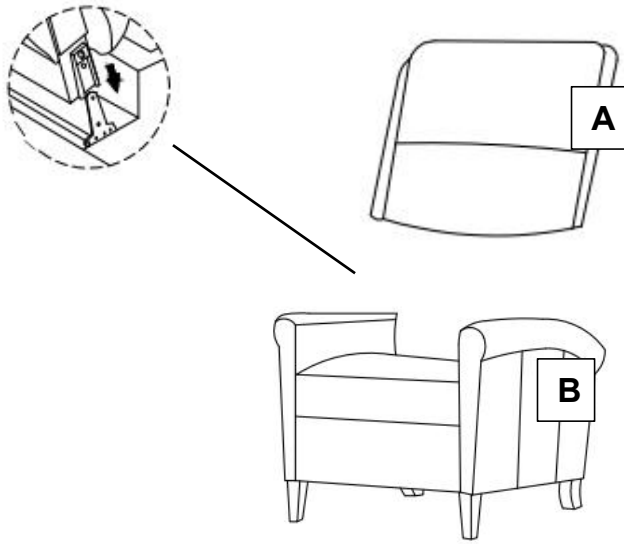
Gx 4



STEP 1



STEP 2



STEP 3

