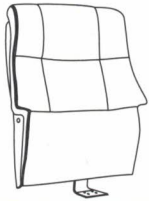
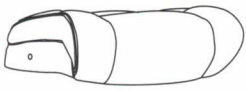
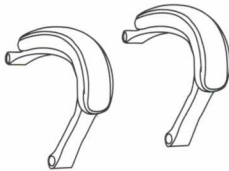

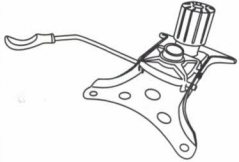


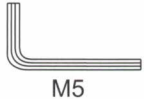



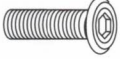

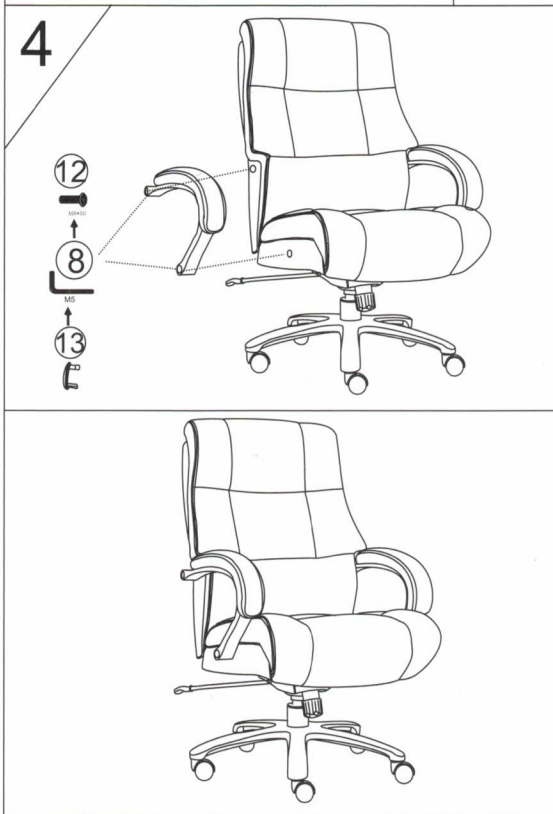
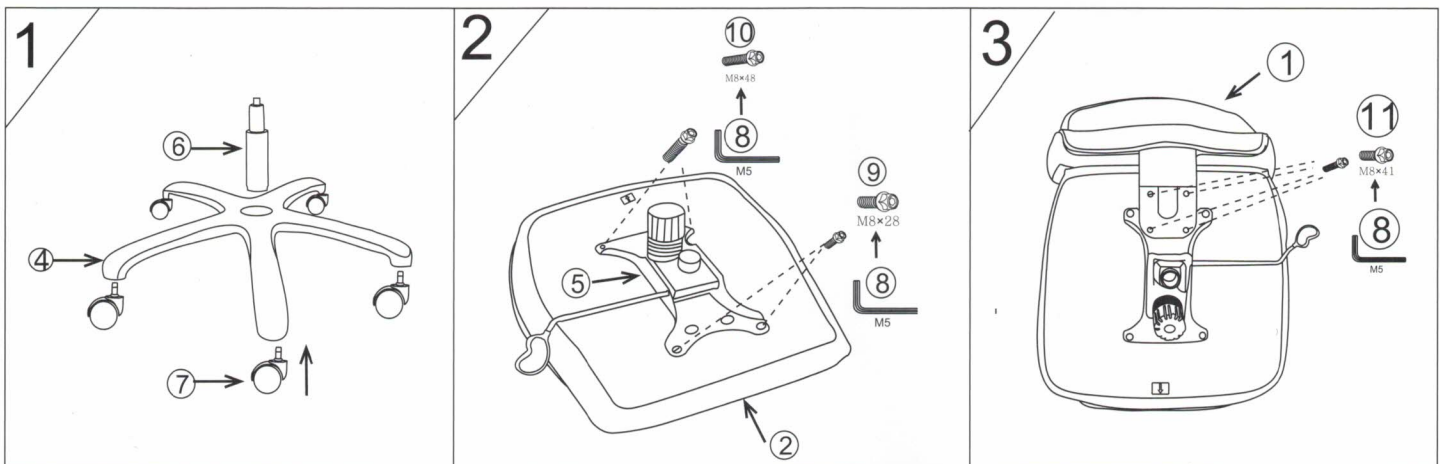


# ASSEMBLE INSTRUCTION (DC#300)

① × 1 	② × 1 	③ × 2 	④ × 1 	⑤ × 1 			
⑥ × 1 	⑦ × 5 	⑧ × 1  M5	⑨ × 2  M8×28	⑩ × 2  M8×48	⑪ × 4  M8×41	⑫ × 4  M8×50	⑬ × 4 



## WARNING! DO NOT REMOVE THIS TAG

- DO NOT STAND ON THIS CHAIR. THIS CHAIR IS DESIGNED FOR SITTING ONLY.
- DO NOT USE THIS CHAIR AS A STEP LADDER.
- Do not sit on arms of the chair as they are not constructed for this and tipping could occur.
- Applying excessive weight or pressure on arms of the chair can risk breakage as they are not constructed for this.
- Use this product for seating only one person at a time.
- Do not allow children to use this chair as a toy.
- Do not use this chair unless all bolts are firmly tightened. Check and retighten all bolts and parts every 3 months.
- If parts are missing, broken, damaged or worn, stop using until repairs are made, using only factory authorized parts.
- FAILURE TO FOLLOW THESE WARNINGS COULD RESULT IN SERIOUS INJURY.
- It is recommended to use a mat made especially for castored chairs on all flooring surfaces.

**Recommended weight limit not to exceed 500 lbs**