

Headboard hardware located in velcro pouch in back of headboard.
Footboard hardware located in one end of the footboard/siderails.

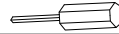
ASSEMBLY INSTRUCTIONS

Item No: BCAM#8000/BCAM#9000

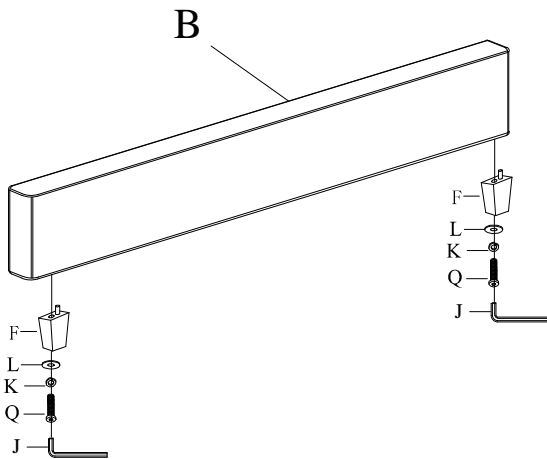
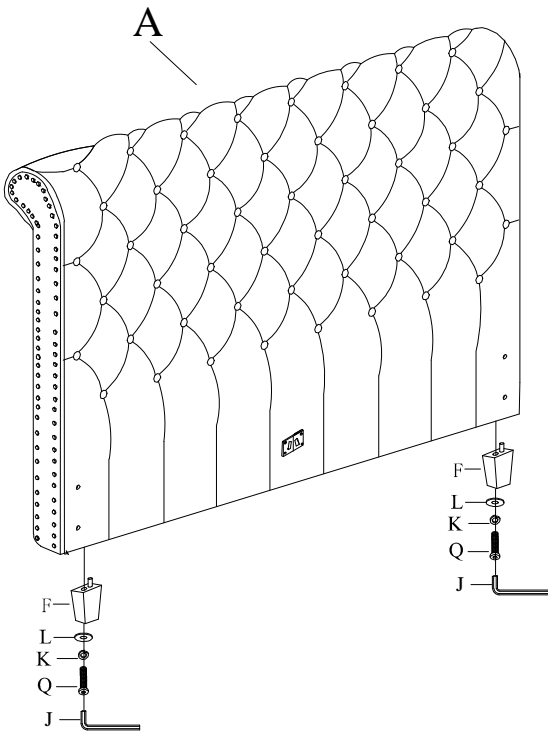
Description: CAMERON QUEEN/KING/ BED

Thank you for purchasing this quality product. Be sure to check all packing material carefully for small parts that may have come loose inside the carton during shipment.









TOOLS REQUIRED(NOT PROVIDED)

 Philips Screwdriver






Step1: Assembly HB(A),FB(B) with Leg(F).














PARTS LIST:





| No. | Description | Sketch | Quantity |
|-----|-------------------------|--|----------|
| A | Headboard |  | 1PC |
| B | Footboard |  | 1PC |
| C | Side Rail |  | 2PCS |
| D | Centre Rail |  | 1PC |
| E | Center Rail Support Leg |  1.2"*1.2"*7" | 3PCS |
| E1 | Slat Support Leg |  1.2"*1.2"*8" | 8PCS |
| F | Leg |  3"*3"*5.5" | 4PCS |
| G | Slats |  | 4PCS |

HB HARDWARE LIST:(2) LEGS FOR HEADBOARD

| No. | Description | Sketch | Size | Quantity |
|-----|---------------|---|------------|----------|
| F | Leg |  | 3"*3"*5.5" | 2PCS |
| J | Allen Key |  | M5*4" | 1PCS |
| K | Spring Washer |  | Ø5/16" | 2PCS |
| L | Flat Washer |  | Ø5/16" | 2PCS |
| Q | Bolt |  | Ø5/16"*4" | 2PCS |

FB HARDWARE LIST:(2) LEGS FOR FOOTBOARD

| No. | Description | Sketch | Size | Quantity |
|-----|---------------|---|---------------|----------|
| H | Bolt |  | Ø5/16"*2-1/2" | 4PCS |
| I | Bolt |  | Ø5/16"*1-1/2" | 15PCS |
| J | Allen Key |  | M5*4" | 1PCS |
| K | Spring Washer |  | Ø5/16" | 10PCS |
| L | Flat Washer |  | Ø5/16" | 25PCS |
| M | Screw |  | Ø8*1" | 4PCS |
| N | Screw |  | Ø8*1-1/2" | 8PCS |
| O | Spanner |  | M12 | 1PC |
| P | Nut |  | M12 | 4PCS |
| Q | Bolt |  | Ø5/16"*4" | 2PCS |
| R | Metal bracket |  | 50*32*30*2 | 2SET |

| | | | | |
|---|---------------|---|----------|------|
| Q | Bolt |  | Ø5/16*4" | 4PCS |
| K | Spring Washer |  | Ø5/16" | 4PCS |
| L | Flat Washer |  | Ø5/16" | 4PCS |
| J | Allen Key |  | M5 | 1 PC |

ASSEMBLY INSTRUCTIONS

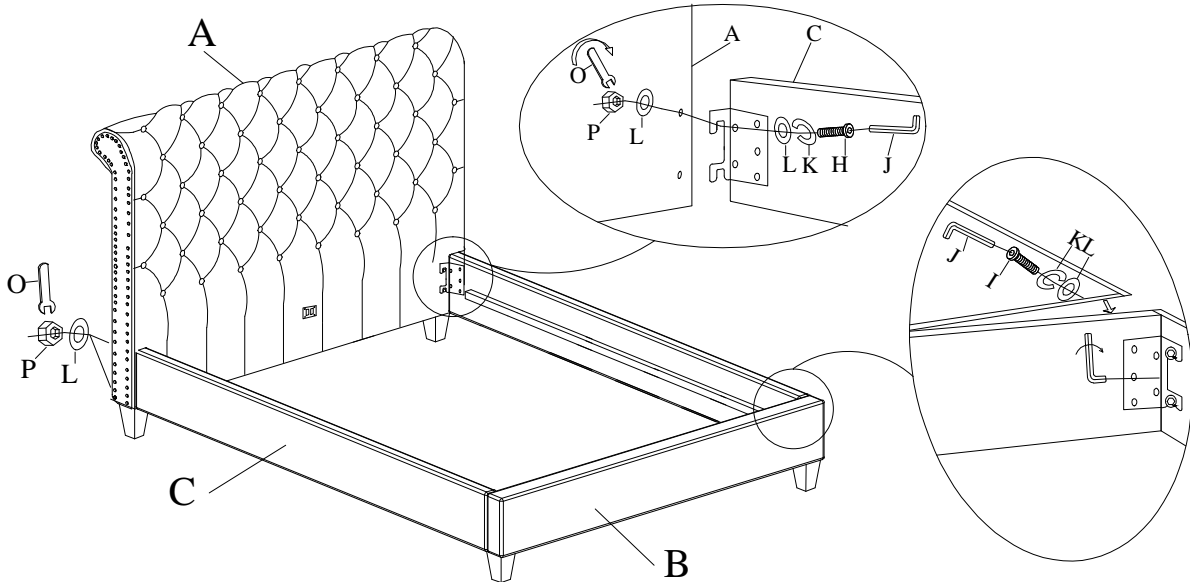
Item No: BCAM#8000/BCAM#9000

Description: CAMERON QUEEN/KING/ BED

Headboard hardware located in velcro pouch in back of headboard.
Footboard hardware located in one end of the footboard/siderails.

Thank you for purchasing this quality product. Be sure to check all packing material carefully for small parts that may have come loose inside the carton during shipment.

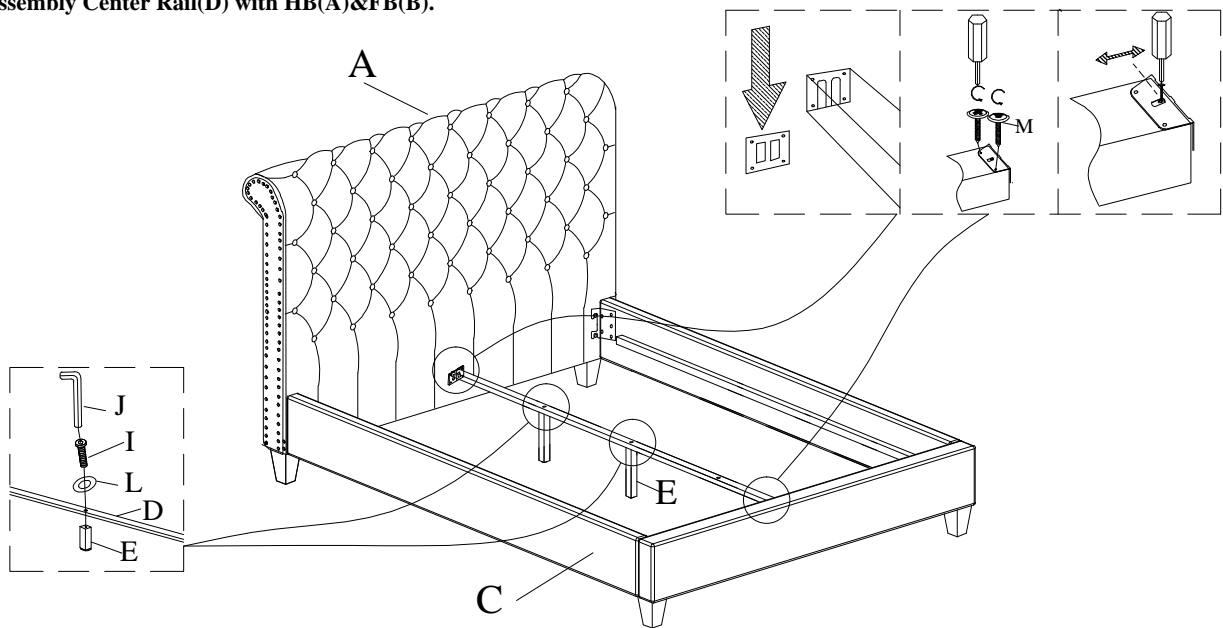
Step2: Assembly Side Rail(C) with HB(A)&FB(B).



| | | | | |
|---|---------------|--|--------|-------|
| L | Flat Washer | | Ø5/16" | 12PCS |
| K | Spring Washer | | Ø5/16" | 8PCS |
| O | Spanner | | M12 | 1PC |
| P | Nut | | M12 | 4PCS |

| | | | | |
|---|-----------|--|---------------|------|
| H | Bolt | | Ø5/16"*2-1/2" | 4PCS |
| I | Bolt | | Ø5/16"*1-1/2" | 4PCS |
| J | Allen Key | | M5 | 1PC |

Step3: Assembly Center Rail(D) with HB(A)&FB(B).



| | | | | |
|---|-----------|--|---------------|------|
| I | Bolt | | Ø5/16"*1-1/2" | 3PCS |
| J | Allen Key | | M5 | 1PC |

| | | | | |
|---|-------------|--|--------|------|
| L | Flat Washer | | Ø5/16" | 3PCS |
| M | Screw | | Ø8*1" | 4PCS |

Headboard hardware located in velcro pouch in back of headboard.

Footboard hardware located in one end of the footboard/siderails.

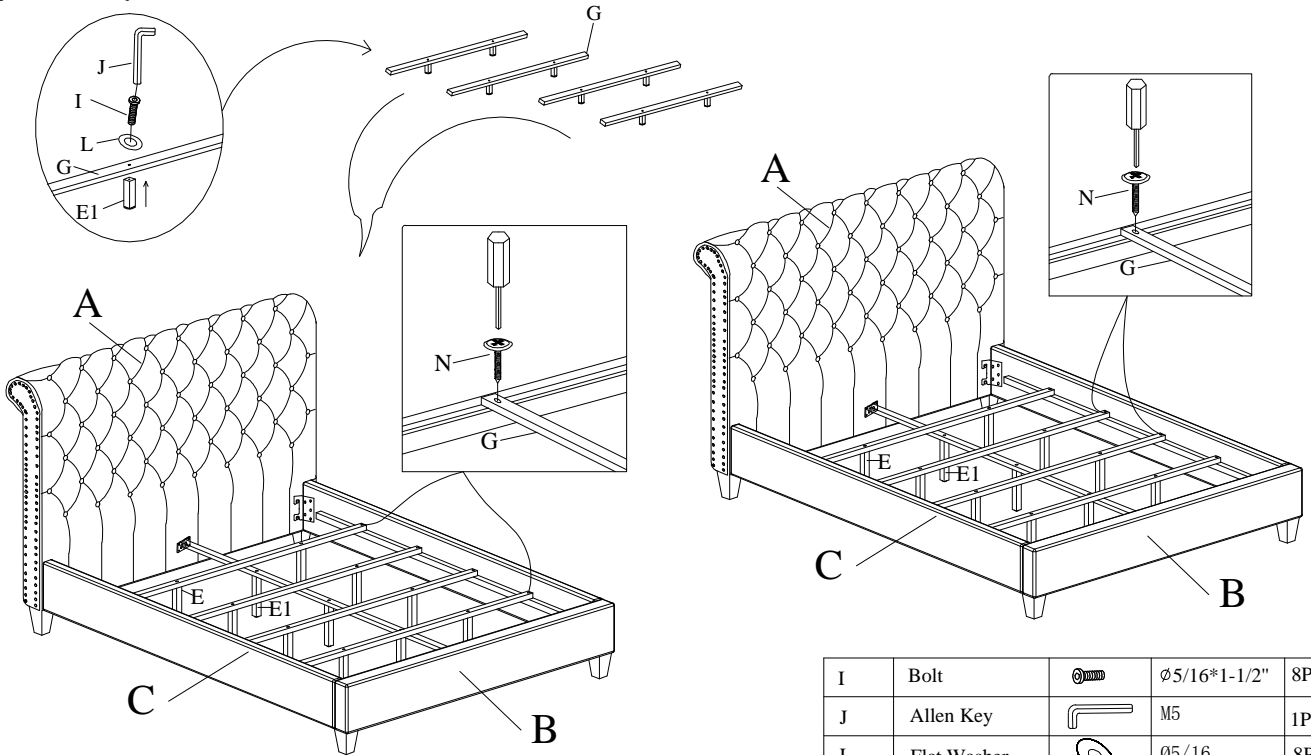
ASSEMBLY INSTRUCTIONS





Item No: BCAM#8000/BCAM#9000

Description: CAMERON QUEEN/KING/ BED

Thank you for purchasing this quality product. Be sure to check all packing material carefully for small parts that may have come loose inside the carton during shipment.

Step 4: Assembly slat(G) with side Rail(C).



| | | | | |
|---|-------------|---|--------------|------|
| I | Bolt |  | Ø5/16*1-1/2" | 8PCS |
| J | Allen Key |  | M5 | 1PC |
| L | Flat Washer |  | Ø5/16 | 8PCS |
| N | Screw |  | Ø8*1-1/2" | 8PCS |

Step 6: Completed assembly for a regular bed.

