









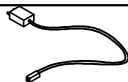


# ASSEMBLY INSTRUCTIONS

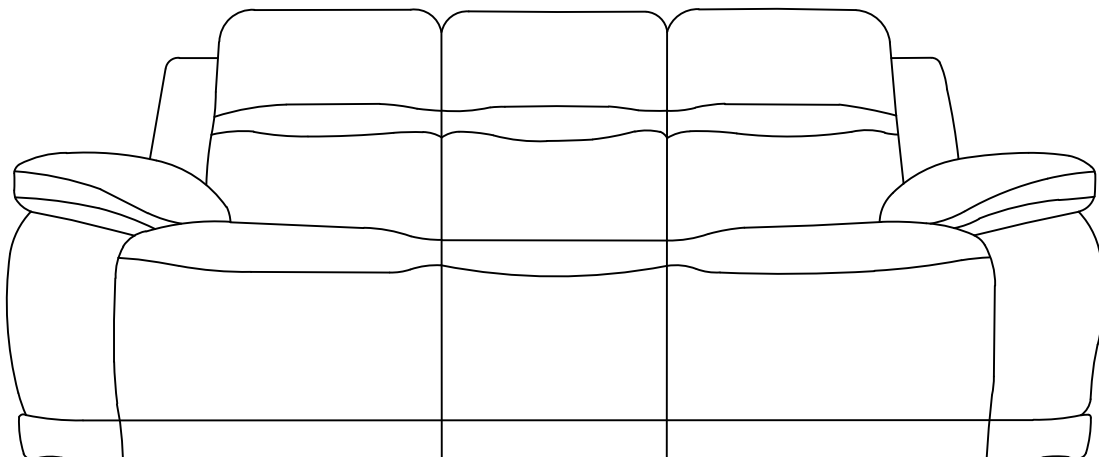
VEGA COLLECTION

ITEM#: U3822-30P1-PBK

DESCRIPTION : VEGA SOFA W/PWR FR - PREMIER BLACK

Thank you for purchasing this quality product. Be sure to check all packing materials carefully for small parts, which may have come loose during shipment. Identify and count all items and compare with the parts list shown below. It is recommended to have two people during assembling and to remove the back and base of the furniture out from the box. **Please follow the drawings below to assemble the item**

Parts List			
NO.	DESCRIPTION	SKETCH	Q'TY
A	Seat		1 PC
B	Left Backrest		1 PC
C	Middle Backrest		1 PC
D	Right Backrest		1 PC
E	Left Wing		1 PC
F	Right Wing		1 PC
G	Plug		1 PC
H	Transformer		1 PC
I	Plug		1 PC



All images shown are for illustration purpose only.  
Actual product may vary due to product enhancement.



# ASSEMBLY INSTRUCTIONS

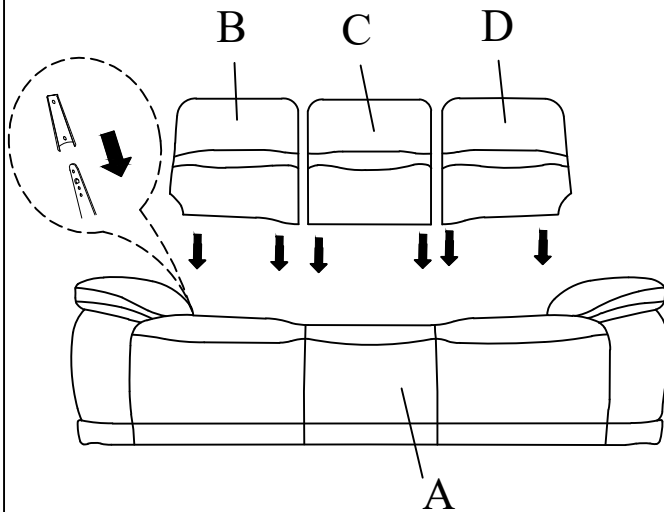
VEGA COLLECTION

ITEM#: U3822-30P1-PBK

DESCRIPTION : VEGA SOFA W/PWR FR - PREMIER BLACK

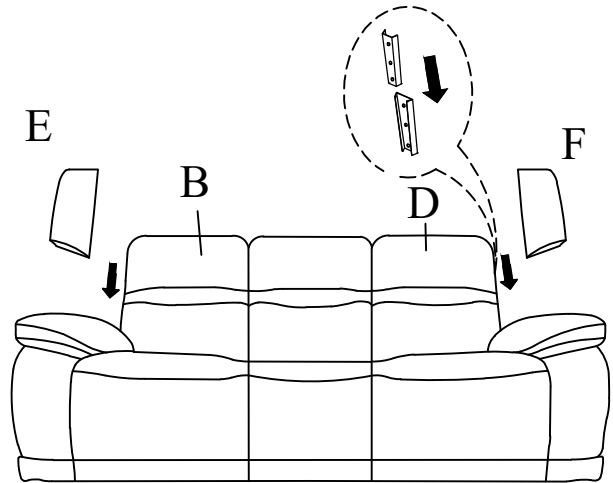
## Step 1:

Attach Backrest (B/C/D) to the Seat (A).




## Step 2:

Attach the Left Wing (E) and Right Wing (F) to the Backrest (B/D).



## Step 3:

Connect power and open footrest, turn on and off the light by pressing the button.



All images shown are for illustration purpose only.  
Actual product may vary due to product enhancement.