

ASSEMBLY INSTRUCTIONS



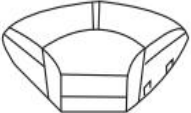
TERRA COLLECTION

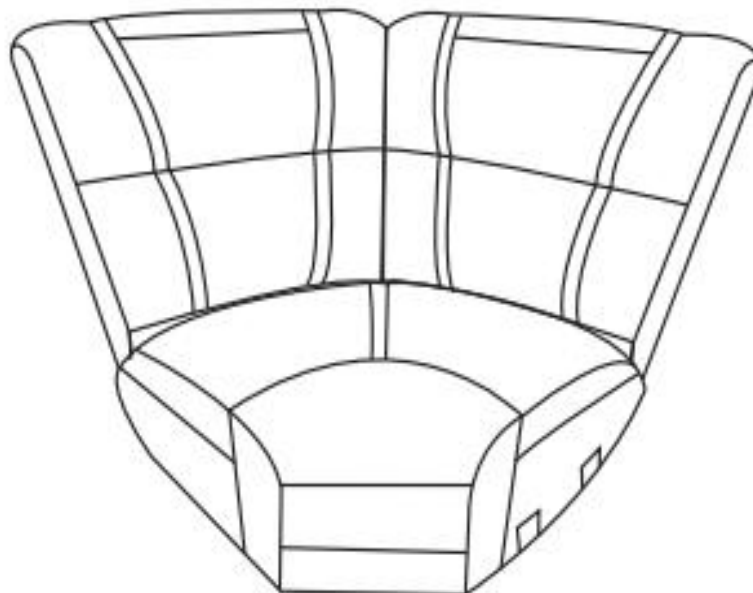
ITEM#:U7283-40

DESCRIPTION :TERRA WEDGE

Thank you for purchasing this quality product. Be sure to check all packing materials carefully for small parts, which may have come loose during shipment. Identify and count all items and compare with the parts list and/or hardware list shown below. It is recommended to have two people during assembling and to remove the backs and base of the furniture out from the box.

Please follow the drawings below to assemble the item

Parts List			
NO.	DESCRIPTION	SKETCH	Q'TY
A	LSF BACKREST		1PC
B	RSF BACKREST		1PC
C	SEAT		1PC



All images shown are for illustration purpose only.
Actual product may vary due to product enhancement.

ASSEMBLY INSTRUCTIONS

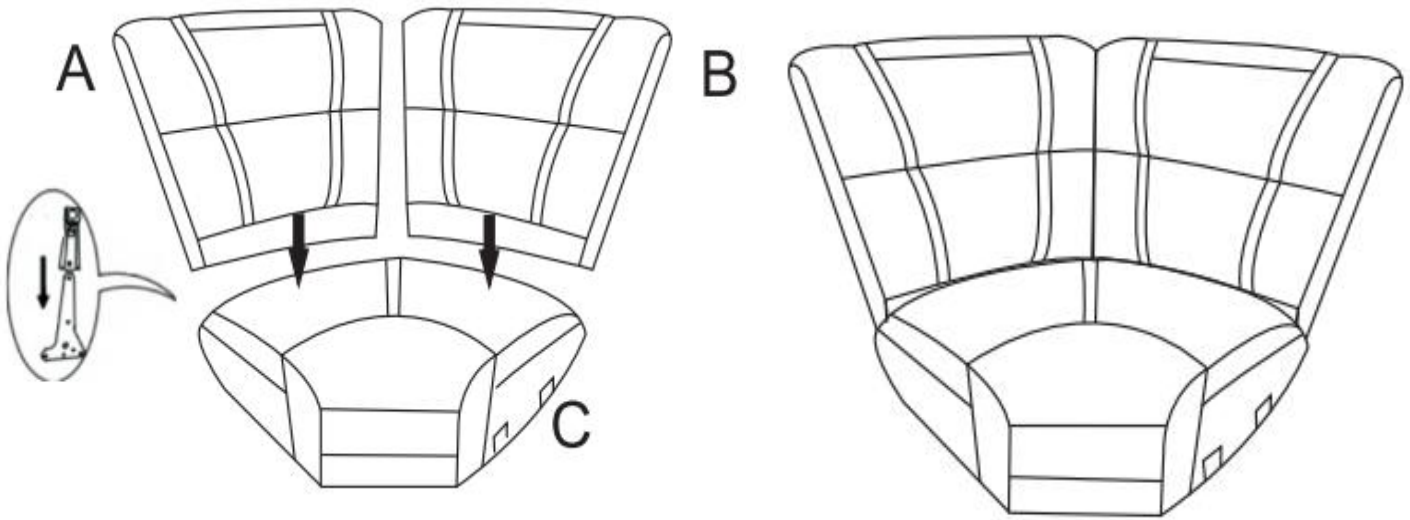
TERRA COLLECTION

ITEM#:U7283-40

DESCRIPTION :TERRA WEDGE

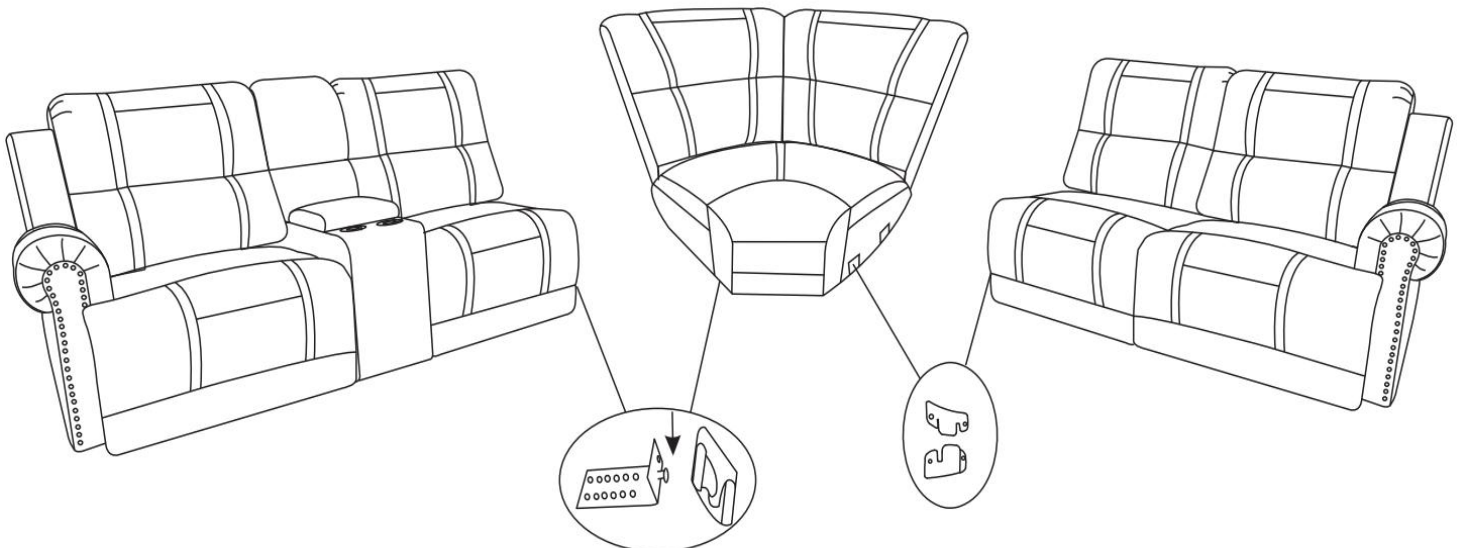
STEP 1:

Insert the backs



STEP 2:

Connect with LAF LOVESEAT AND RAF LOVESEAT



All images shown are for illustration purpose only.
Actual product may vary due to product enhancement.