



# ASSEMBLY INSTRUCTIONS

TERRA COLLECTION




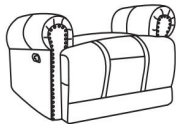
ITEM#:U7283-13

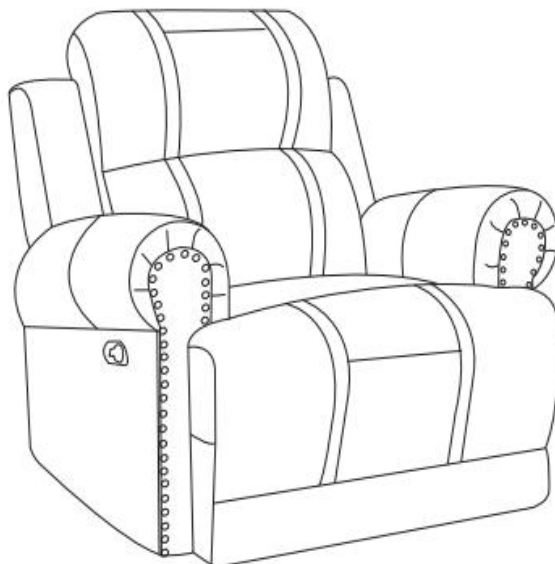
DESCRIPTION :TERRA  
GLIDER RECLINER

Thank you for purchasing this quality product. Be sure to check all packing materials carefully for small parts, which may have come loose during shipment. Identify and count all items and compare with the parts list and/or hardware list shown below. It is recommended to have two people during assembling and to remove the backs and base of the furniture out from the box.

Please follow the drawings below to assemble the item

## Parts List

NO.	DESCRIPTION	SKETCH	Q'TY
A	BACKREST		1PC
B	RSF WING		1PC
C	LSF WING		1PC
D	SEAT		1PC



All images shown are for illustration purpose only.  
Actual product may vary due to product enhancement.

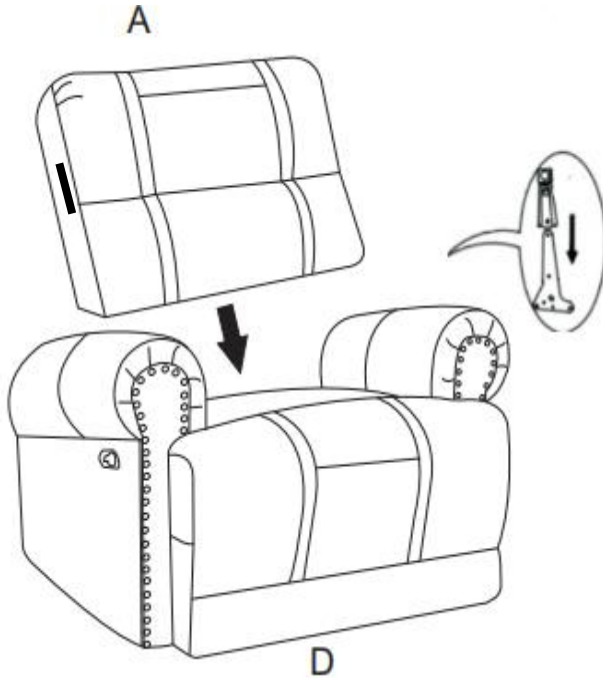
# ASSEMBLY INSTRUCTIONS

TERRA COLLECTION

ITEM#:U7283-13

DESCRIPTION :TERRA  
GLIDER RECLINER

## STEP 1: Insert the back



## STEP 2: Insert the wings

