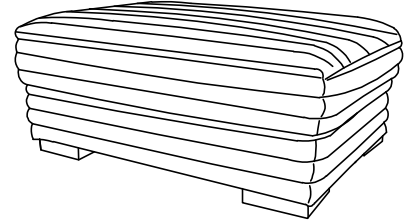

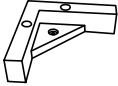




Thank you for purchasing this quality product. Be sure to check all packing materials carefully for small parts, which may have come loose inside the carton during shipment. Identify and count all items and compare with the PARTS LIST and/or HARDWARE LIST shown below.

### CAUTIONS :

1. Be sure to lay all components on a soft and clean surface to avoid components being scratched.
2. Do not over tighten the screws and bolts as it may damage the threads.
3. Keep all hardware out of the reach of children.
4. Please "LIFT UP & MOVE" the upholstery piece. Do not drag the upholstery.
5. It is recommended to have two people to move the furniture out of the box and during assembly.



PARTS LIST			
NO.	DESCRIPTION		QTY
A	OTTOMAN 		1 PC
B	LEG 		4 PCS

HARDWARE LIST			
NO.	DESCRIPTION		QTY
1	JCBB Bolt 5/16" x 2" 		4 PCS
2	M5 ALLEN KEY 		1 PC

STEP 1) Assemble the legs (B) to the OTTOMAN (A) by using Allen Key (2) with hardware (1).

