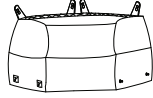

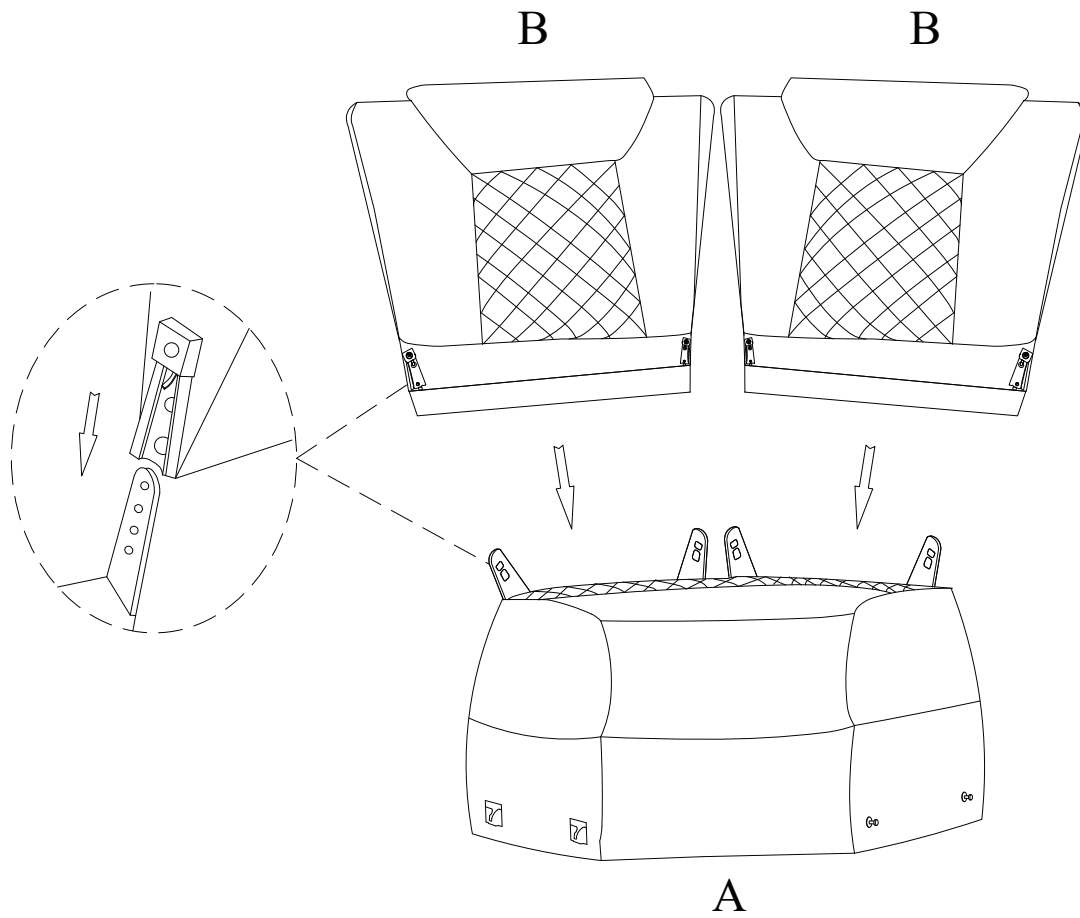


Thank you for purchasing this quality product. Be sure to check all packing materials carefully for small parts, which may have come loose during shipment. Identify and count all items and compare with the parts list shown below. It is recommended to have two people during assembling and to remove the back and base of the furniture out from the box .

**Please follow the drawings below to assemble the item**

PARTS LIST			
NO.	DESCRIPTION	SKETCH	QTY
A	Seat		1PC
B	Backrest		2PC

**STEP 1:** Insert the backrests (B) to the seat (A) and make sure the backrests are secured in position



**STEP 2:** Completed as picture below

