



# Assembly Instruction

Item No: U1165-30

## BRAVO SOFA W/DUAL RECLINER

Thank you for purchasing this quality product. Be sure to check all packing materials carefully for small parts, which may have come loose during shipment. Identify and count all items and compare with the parts list shown below.

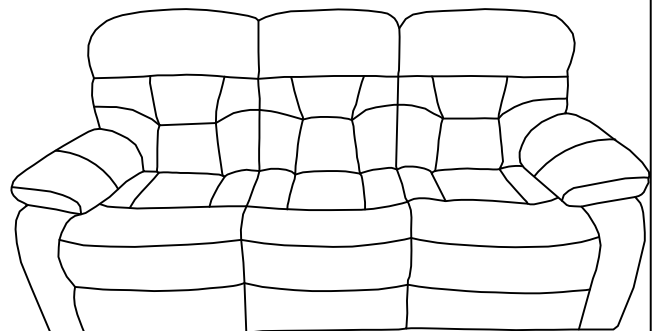
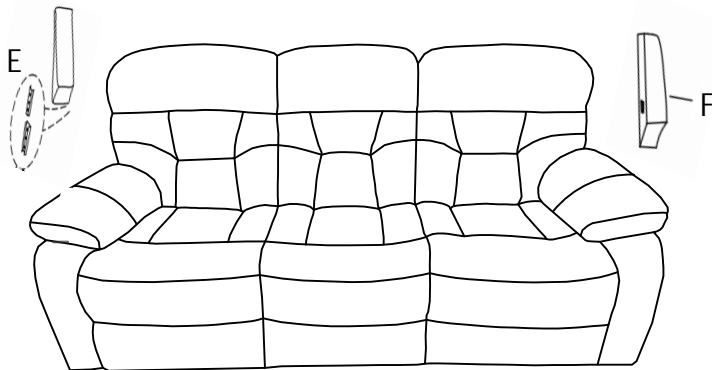
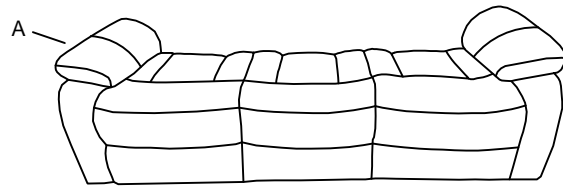
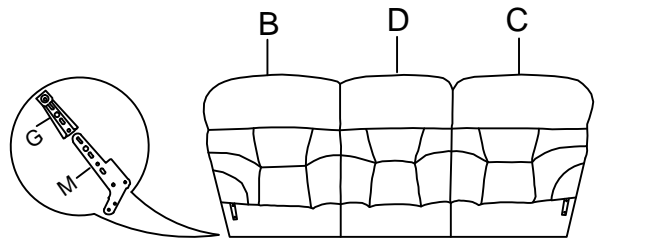
It is recommended to have two people during unpacking and assembling of the backs and base of the furniture out from the box.

Parts List			
NO.	DESCRIPTION	SKETCH	QTY
A	Seat		1PC
B	Left Backrest		1PC
C	Right Backrest		1PC
D	Middle Backrest		1PC
E	Left Wing		1PC
F	Right Wing		1PC

Please follow the drawings below to assemble the item

**Step 1:** Please align and insert the metal bracket (G) on the back rest onto the metal bracket (M) of the seat. Please make sure the metal brackets (G) and (M) are inserted all the way and secured into position.

**Step 2:** Please align and insert the LSF wing and RSF wing onto the back rest. Please make sure the wings are inserted all the way and secured into position.



All images shown are for illustration purpose only. Actual product may vary due to product enhancement.