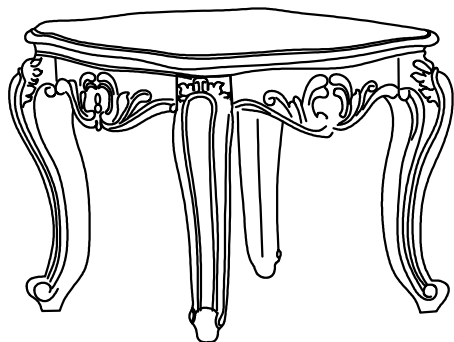








# ASSEMBLY INSTRUCTIONS

## T532-20 CONSTANTINE END TABLE

Thank you for purchasing this quality product. Be sure to check all packing material carefully for small parts, which may have come loose inside the carton during shipment. Identify and count all parts and compare with the hardware list below



### HARDWARE LIST:

A		φ 5/16"*23mm	8PCS
B		φ 5/16"	8PCS
C		φ 5/16"*2-1/2"	8PCS
D		12mm Open Wrench	1PC

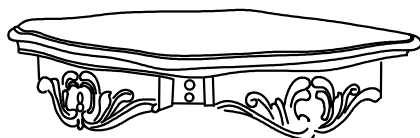


TABLE TOP 1PC



LEG 4PCS

