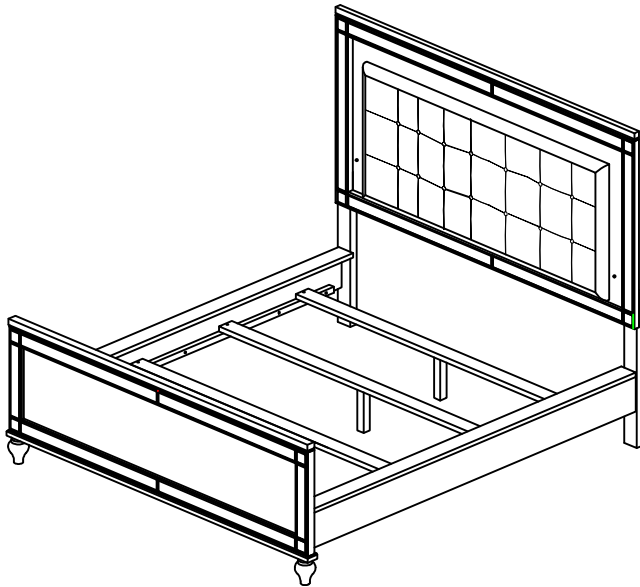




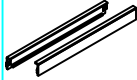

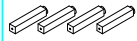
Assembly Instructions

VALENTINO 6/6-6/0 K LIGHTED HEADBOARD & FOOTBOARD & SIDE RAIL / BA9698-110 & 120 & 230





Thank you for purchasing this quality product. Be sure to check all packing materials carefully for small parts, which may have come loose inside the carton during shipment. Identify and count all items and compare with the parts list and hardware list shown below.



PARTS LIST

NO	DESCRIPTION	SKETCH	QTY
1	HEADBOARD		1 PC
2	FOOTBOARD		1 PC
3	SIDE RAIL		2 PCS
4	SLAT		4 PCS
5	SUPPORT		4 PCS

HARDWARE LIST

NO	DESCRIPTION	SKETCH	QTY
A	JCBC BOLT - M6 x 40mm		4 PCS
B	SPRING WASHER - M6		4 PCS
C	ALLEN KEY - M4		1 PC
D	CSK SCREW - M4 x 32 mm		8 PCS

