



Assembly Instructions


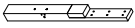
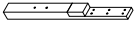








B7723-310 CAMBRIA HILLS 5/0 Q HEADBOARD
 B7723-320 CAMBRIA HILLS 5/0 Q FOOTBOARD & SLATS
 B7723-330 CAMBRIA HILLS 5/0-6/6 Q/EK SIDE RAILS

Thank you for purchasing this quality product. Be sure to check all packing materials carefully for small parts, which may have come loose inside the carton during shipment. Identify and count all items and compare with the PARTS LIST and/or HARDWARE LIST shown below.










Caution: Please read the instructions thoroughly before assembly.

1. We recommend that you assemble this product with the assistance of another person: this will make the assembly easier, and will help eliminate damage to the product or injury to persons during assembly.
2. Please do not over tighten screws or bolts until the assembly is completed.
3. Please put all parts on a non-abrasive floor before assembly, and follow the assembly steps to assemble your newly purchased product correctly and efficiently

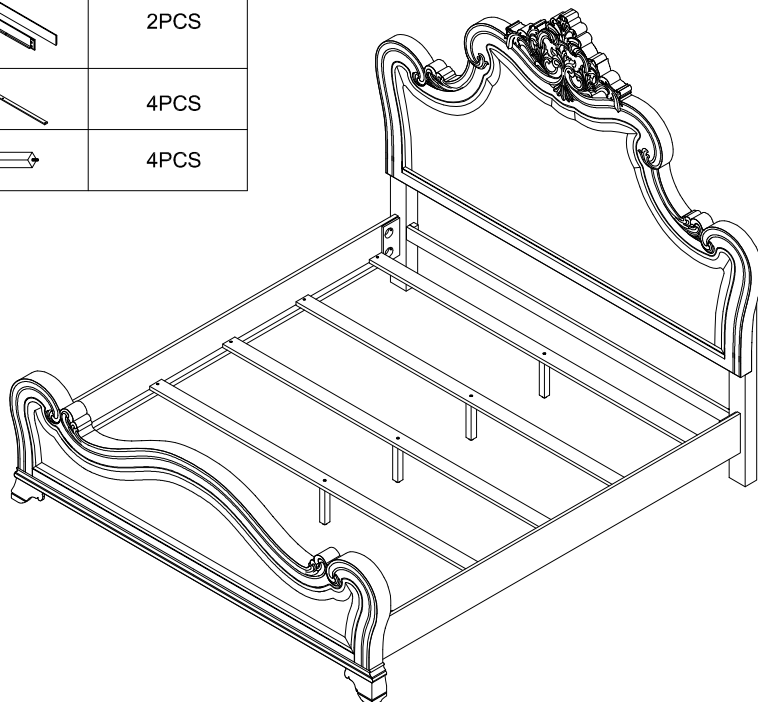
PARTS LIST

NO:	COMPONENT	DRAWING	Q'TY
A	Headboard		1PC
B	Left Post HB		1PC
C	Right Post HB		1PC
C1	HB Wood Block		2PCS
D	Headboard Cross Bar		1PC
E	Footboard		1PC
F	Left Feet FB		1PC
G	Right Feet FB		1PC
H	Side Rail		2PCS
K	Slats		4PCS
L	Support Legs		4PCS

HARDWARE LIST

NO:	COMPONENT	DRAWING	Q'TY
1	Allen key (4mm)65*35mm		1pc
2	Bolt 5/16"x44mmL		12pcs
3	Lock Washer 5/16"		20pcs
4	Flat Washer 5/16"*Ø19mm		12pcs
5	Open Wrench 90*12mm		1pc
6	Bolt 5/16"x88mmL		8pcs
7	Half Moon Washer 5/16"		8pcs
8	Nut (5/16")		8pcs
9	Screw: #8*32mm		8pcs

Please note: this bed has adjustable headboard height feature and can be built at 73" or 78" height

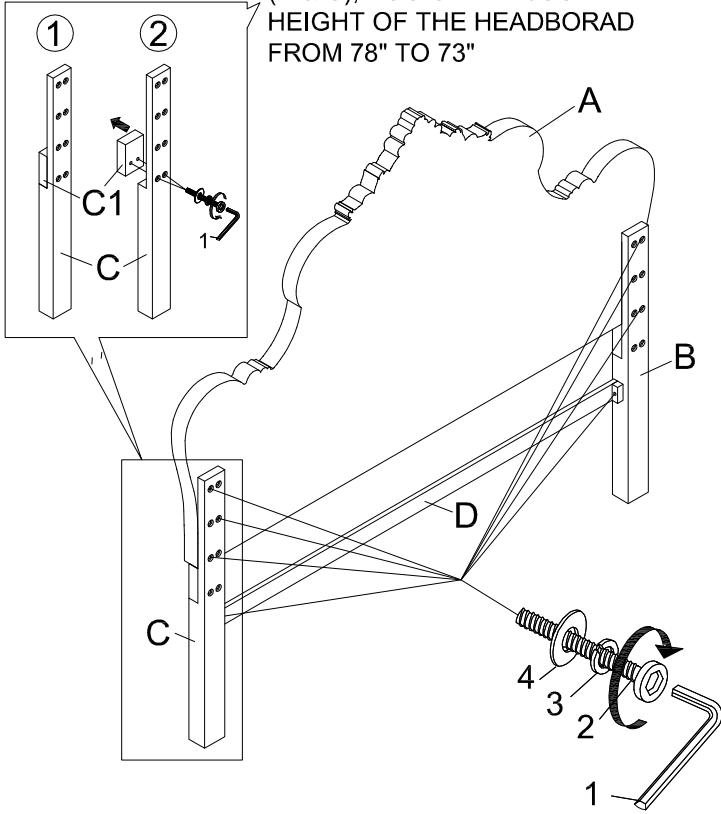


Assembly Instructions

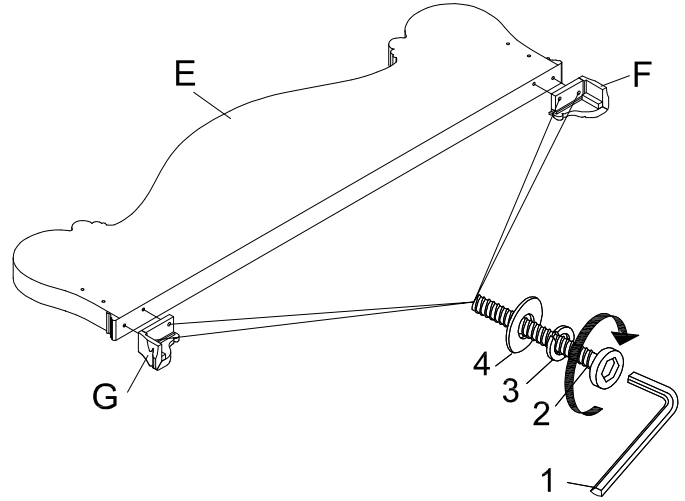
B7723-310 CAMBRIA HILLS 5/0 Q HEADBOARD
 B7723-320 CAMBRIA HILLS 5/0 Q FOOTBOARD & SLATS
 B7723-330 CAMBRIA HILLS 5/0-6/6 Q/EK SIDE RAILS

STEP 1

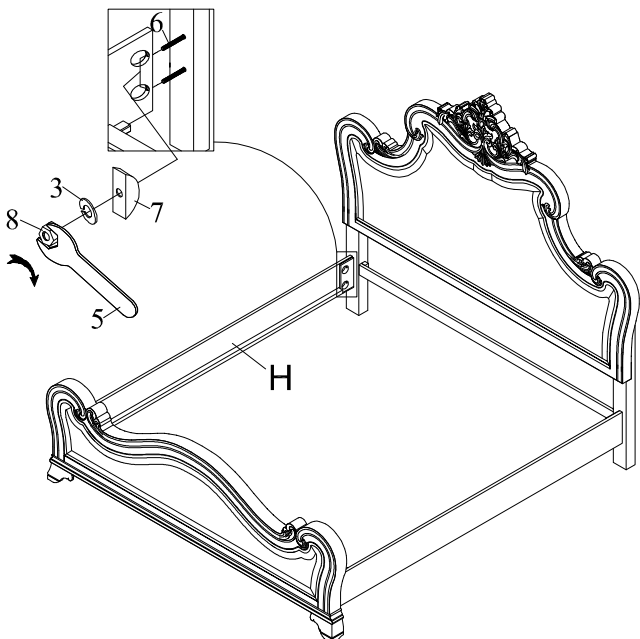
BY REMOVING THE HB WOOD BOCKS (C1) ON THE BH POSTS (B & C), YOU CAN ADJUST THE HEIGHT OF THE HEADBOARD FROM 78" TO 73"



STEP 2



STEP 3



STEP 4

