



Assembly Instructions


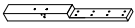
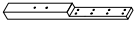








B7624-110 Montecito 6/6-6/0 K Headboard
 B7624-120 Montecito 6/6-6/0 K Footboard And Slats
 B7624-330 Montecito 5/0-6/6 Q-EK Side Rails

Thank you for purchasing this quality product. Be sure to check all packing material carefully for small parts, which may have come loose inside the carton during shipment. Identify, count all parts and compare with the **HARDWARE LIST** below.










Caution: Please read the instructions thoroughly before assembly.

1. We recommend that you assemble this product with the assistance of another person: this will make the assembly easier, and will help eliminate damage to the product or injury to persons during assembly.
2. Please do not over tighten screws or bolts until the assembly is completed.
3. Please put all parts on a non-abrasive floor before assembly, and follow the assembly steps to assemble your newly purchased product correctly and efficiently

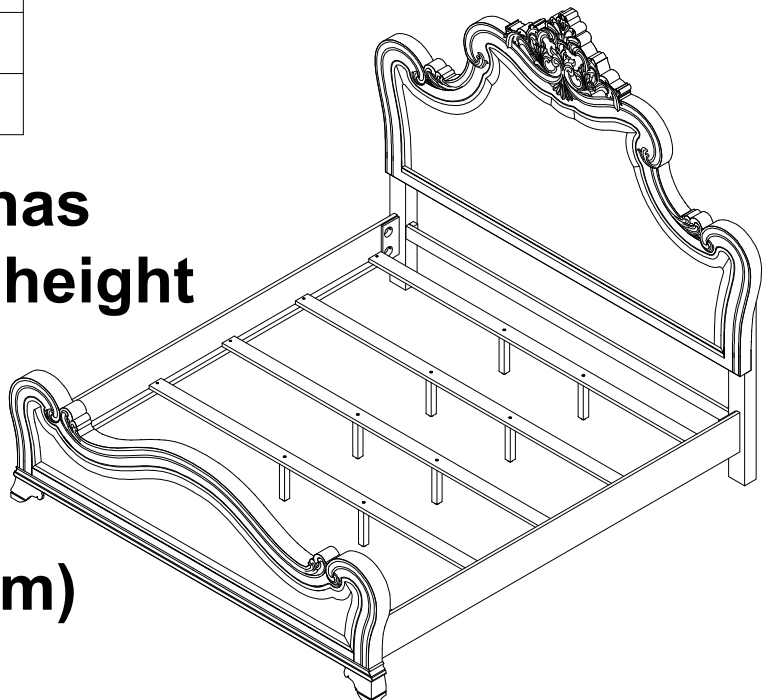
PART LISTS

| NO: | COMPONENT | DRAWING | Q'TY |
|-----|---------------------|---|------|
| A | Headboard |  | 1PC |
| B | Left Post HB |  | 1PC |
| C | Right Post HB |  | 1PC |
| C1 | HB Wood Block |  | 2PCS |
| D | Headboard Cross Bar |  | 1PC |
| E | Footboard |  | 1PC |
| F | Left Feet FB |  | 1PC |
| G | Right Feet FB |  | 1PC |
| H | Side Rail |  | 2PCS |
| K | Slats |  | 4PCS |
| L | Support Legs |  | 8PCS |

HARDWARE LISTS

| NO: | COMPONENT | DRAWING | Q'TY |
|-----|-------------------------|---|-------|
| 1 | Allen key (4mm)65*35mm |  | 1pc |
| 2 | Bolt 5/16"x44mmL |  | 12pcs |
| 3 | Lock Washer 5/16" |  | 20pcs |
| 4 | Flat Washer 5/16"*Ø19mm |  | 12pcs |
| 5 | Open Wrench 90*12mm |  | 1pc |
| 6 | Bolt 5/16"x88mmL |  | 8pcs |
| 7 | Half Moon Washer 5/16" |  | 8pcs |
| 8 | Nut (5/16") |  | 8pcs |
| 9 | Screw: #8*32mm |  | 8pcs |

Please note: this bed has adjustable headboard height feature and can be built at 73" or 78" height. (Refer to step 1 diagram)

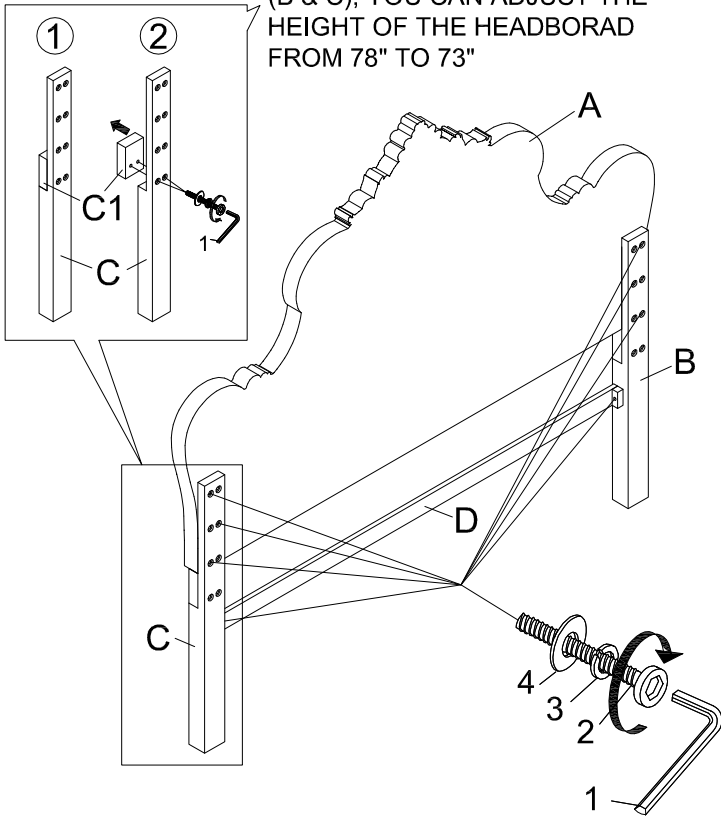


Assembly Instructions

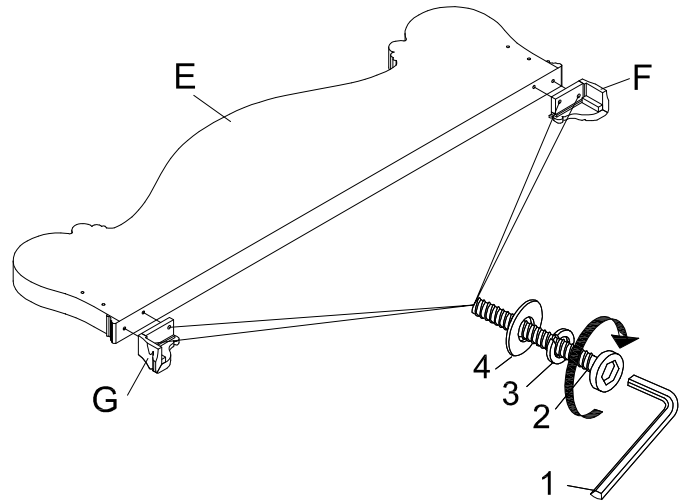
B7624-110 Montecito 6/6-6/0 K Headboard
 B7624-120 Montecito 6/6-6/0 K Footboard And Slats
 B7624-330 Montecito 5/0-6/6 Q-EK Side Rails

STEP 1

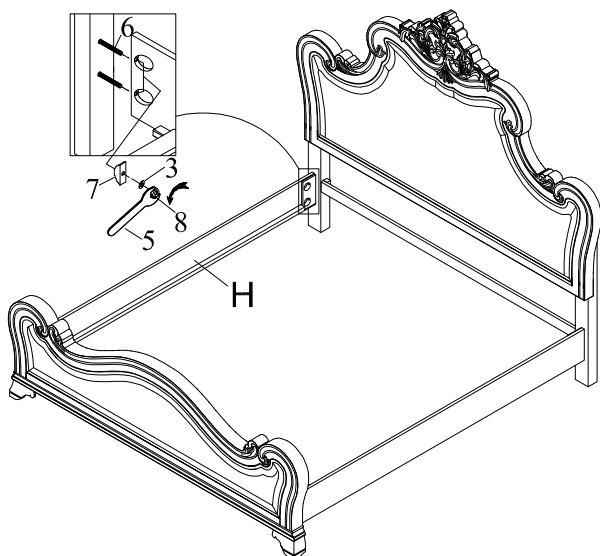
BY REMOVING THE HB WOOD BOCKS (C1) ON THE HB POSTS (B & C), YOU CAN ADJUST THE HEIGHT OF THE HEADBOARD FROM 78" TO 73"



STEP 2



STEP 3



STEP 4

