



# Assembly Instructions


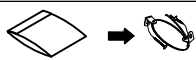
B532-040: CONSTANTINE NIGHTSTAND W/ MARBLE TOP

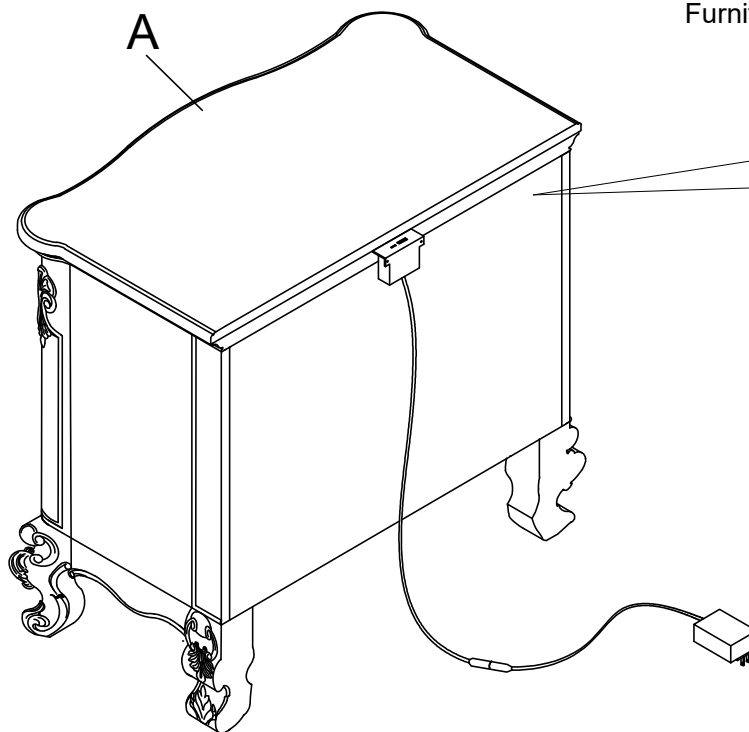
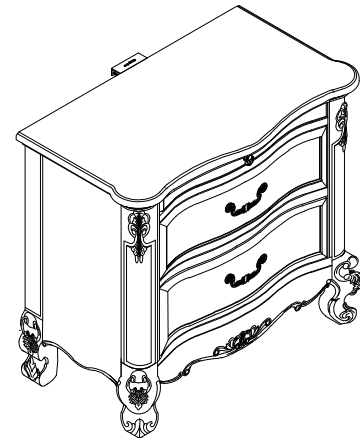
Thank you for purchasing this quality product. Be sure to check all packing materials carefully for small parts, which may have come loose inside the carton during shipment. Identify and count all items and compare with the PARTS LIST and/or HARDWARE LIST shown below.

**CAUTION:** Please read the instructions thoroughly before assembly.

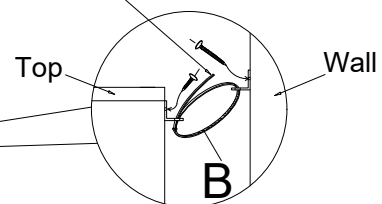
1. We recommend that you assemble this product with the assistance of another person; this will make the assembly easier, and will help eliminate damage to the product or injury to persons during assembly.
2. Please do not over tighten screws or bolts until the assembly is completed.
3. Please put all parts on a non-abrasive floor before assembly, and follow the assembly steps to assemble your newly purchased product correctly and efficiently.

## PARTS LIST

NO:	COMPONENT	DRAWING	QTY
A	NIGHTSTAND W/ MARBLE TOP		1PC
B	ANTI TIP KIT		1SET



### Furniture Tipping Restraint



Furniture Tipping Restraint must always be used to prevent the furniture from tipping.