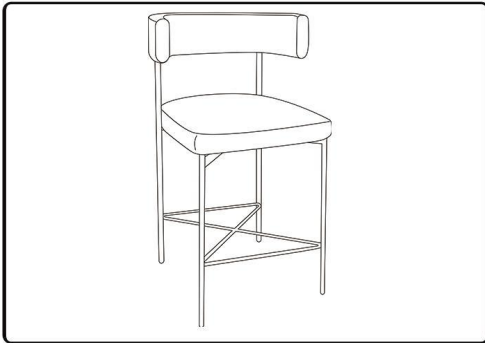


ASSEMBLY INSTRUCTIONS

meridian.
furniture

SKU / ITEM# 927/929



+ Do Not Use Power Tools



+ Suggested Adults



NOTE: For questions about parts or assembly please email support@meridianfurnitureusa.com or call us at 718-758-4455.

- 1 Read instructions cover to cover.
- 2 Save all packaging until assembly is completed.

1 IMPORTANT SAFETY INFORMATION

Do not assemble the product if any of the following parts arrived damaged:

Part# ① - backrest Part# ④ - right leg 4#
Part# ② - cushion Part# ⑤ - bracket
Part# ③ - left leg 3#

Do not assemble if any of the following Hardware parts are missing:

Part# A - Flat Washer ($\phi 16 * \phi 6$) 5PCS
Part# B - Bolt (M6*25) 4PCS
Part# C - Bolt (M6*35) 2PCS
Part# D - Bolt (M6*35) 1PC
Part# E - Bolt (M6*55) 4PCS
Part# F - Allen wrench (4mm) 1PC
Part# G - Spring Washer ($\phi 12 * \phi 6$) 5PCS

2 IMPORTANT ASSEMBLY INFORMATION

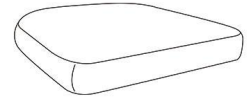
Assembly Step If loosening persists, please make sure to tighten all the bolts periodically, or use a thread locker adhesive.

+ Parts Included

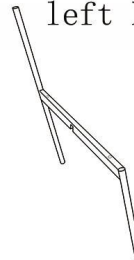
① backrest



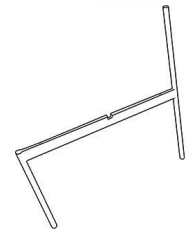
② cushion



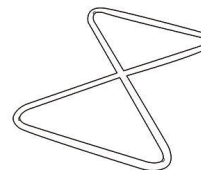
③ left Leg 3#



④ right Leg 4#



⑤ bracket



+ Hardware Included

Flat Washer ($\phi 16 * \phi 6$)

A 5PCS



Bolt (M6*25)

B 4PCS



C Bolt (M6*35)

2PCS



D Bolt (M6*35)

1PC



E Bolt (M6*55)

4PCS



F Allen wrench (4mm)

1PC



G Spring Washer ($\phi 12 * \phi 6$)

5PCS



ASSEMBLY INSTRUCTIONS

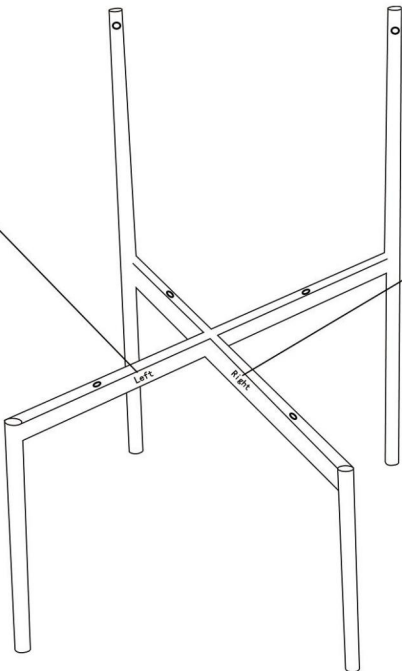
meridian.
furniture

SKU / ITEM# 927/929

1

3 Left

Right 4



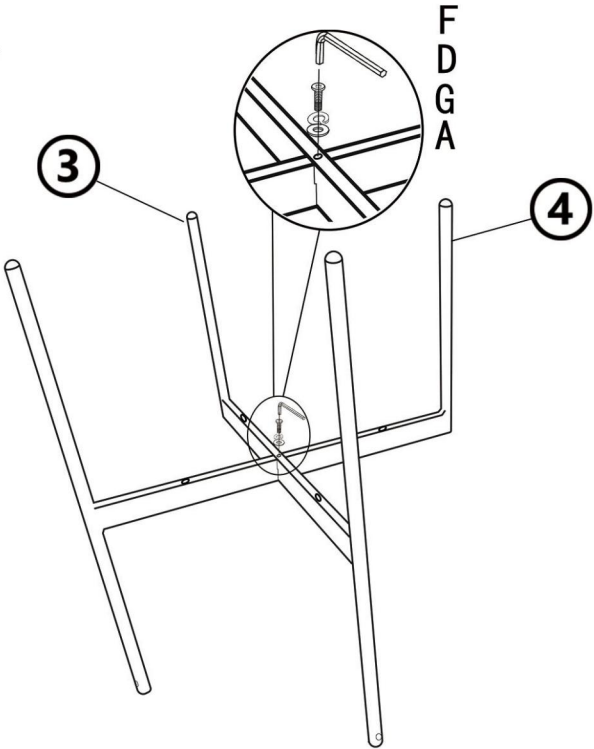
2



3

4

F
D
G
A



NOTE: For questions about parts or assembly please email support@meridianfurnitureusa.com or call us at 718-758-4455.


www.MeridianFurnitureUSA.com | support@meridianfurnitureusa.com

ASSEMBLY INSTRUCTIONS

meridian.
furniture

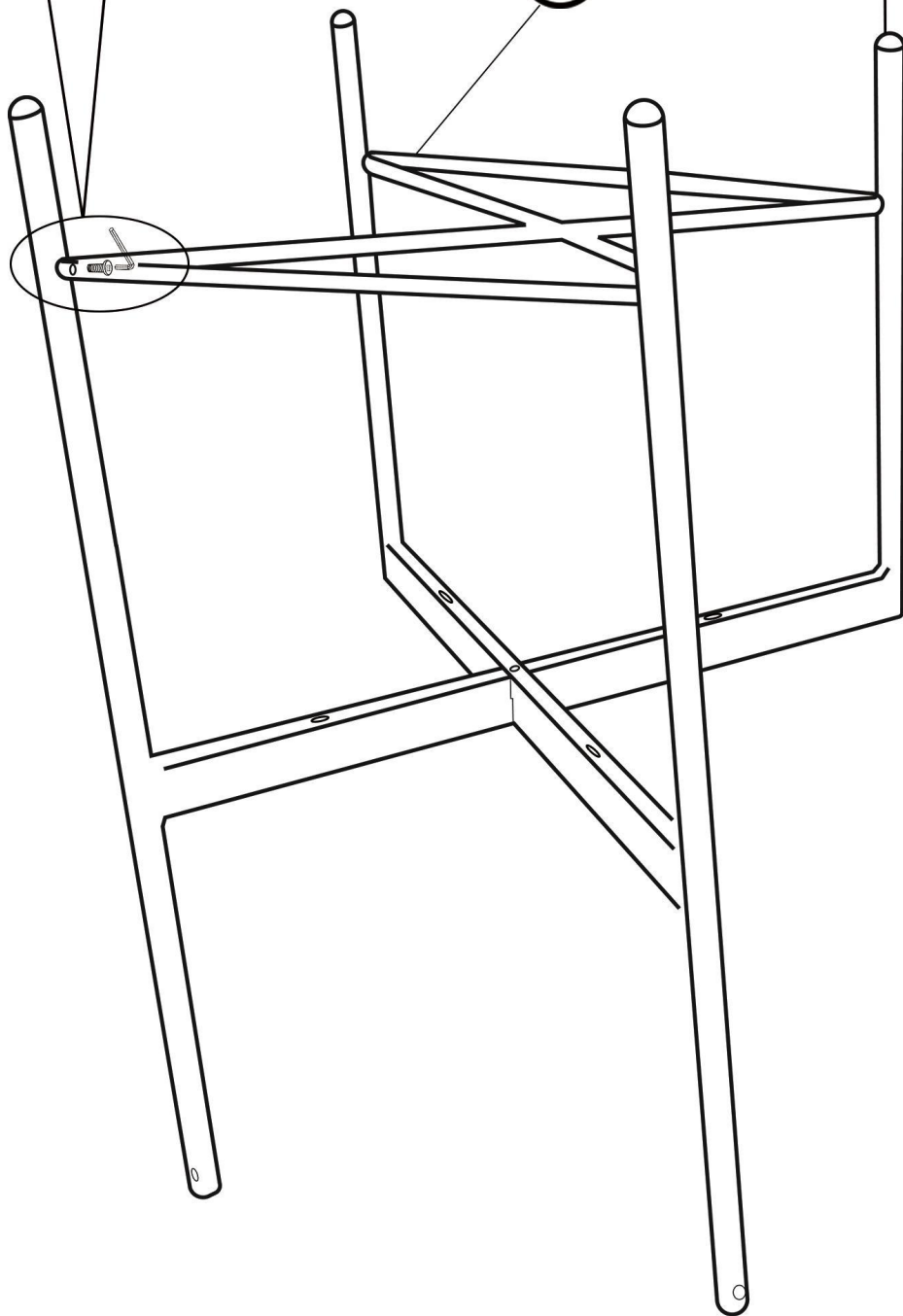
SKU / ITEM# 927/929

3



Adjustable
Cap

5



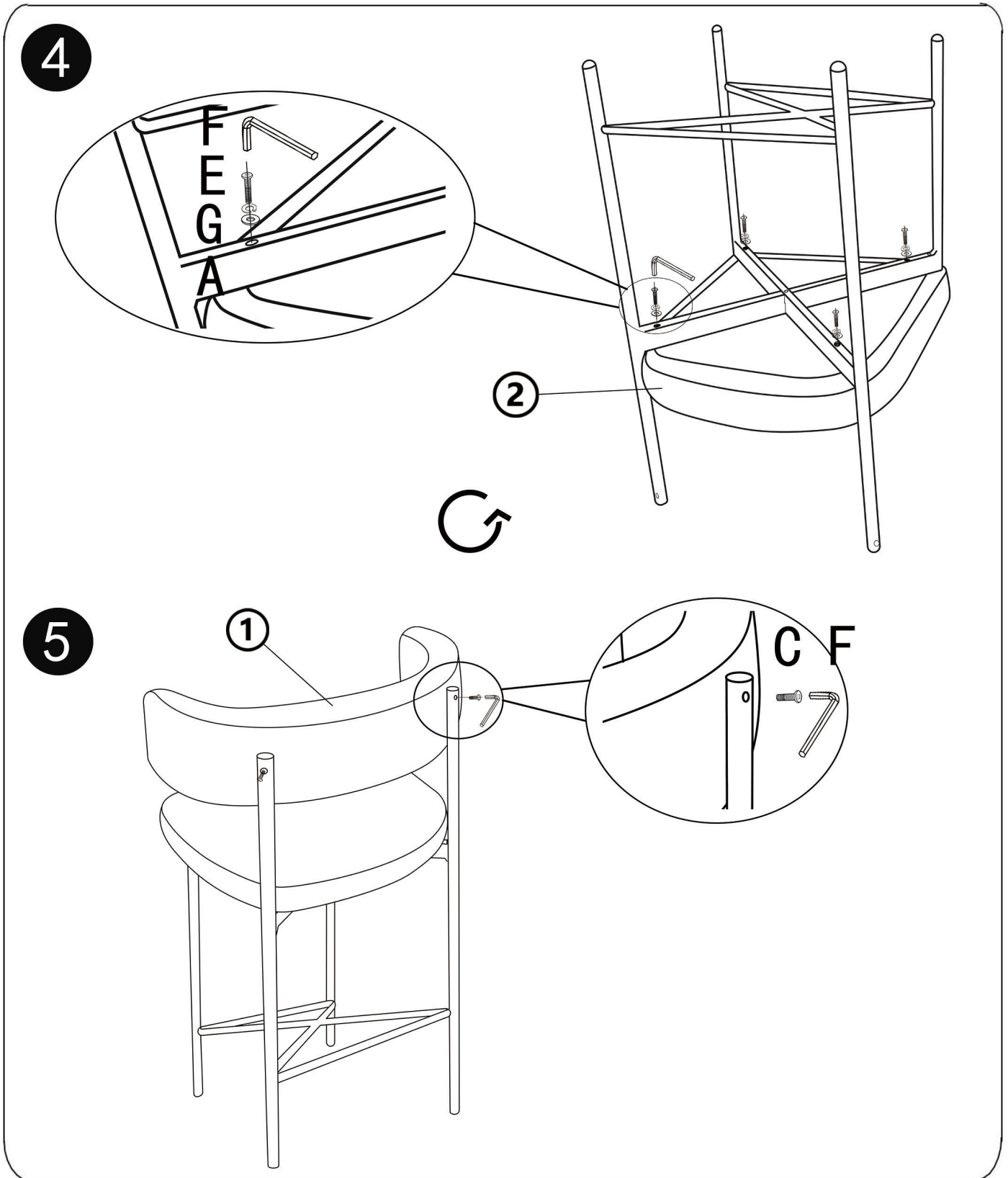
NOTE: For questions about parts or assembly please email support@meridianfurnitureusa.com or call us at 718-758-4455.

www.MeridianFurnitureUSA.com | support@meridianfurnitureusa.com

ASSEMBLY INSTRUCTIONS

meridian.
furniture

SKU / ITEM# 927/929



NOTE: For questions about parts or assembly please email support@meridianfurnitureusa.com or call us at 718-758-4455.

www.MeridianFurnitureUSA.com | support@meridianfurnitureusa.com