










ASSEMBLY INSTRUCTIONS

715-T / 717-T

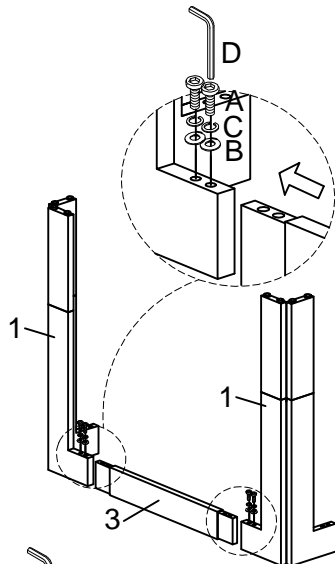
HARDWARE LIST

NO.	SKETCH	DESCRIPTION	QTY
A		Bolt(1/4"*3/4")	16 PCS
B		Washer(1/4")	16 PCS
C		Spring Washer(1/4")	16 PCS
D		Allen Key(4mm)	1 PC
E		Antiskid Pad	8 PCS

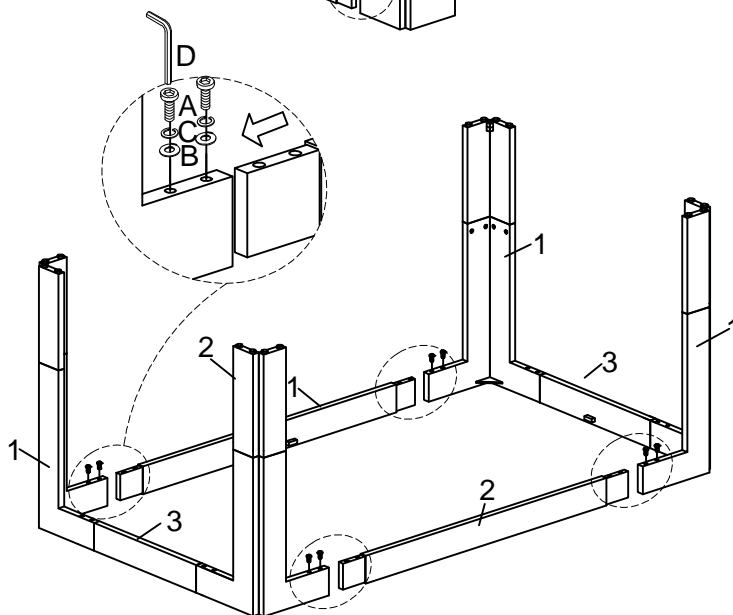
PARTS LIST

NO.	SKETCH	DESCRIPTION	QTY
1		Leg	4 PCS
2		Acrylic Long Rail	2 PCS
3		Acrylic Short Rail	2 PCS
4		Glass Top	1 PC

Step 1



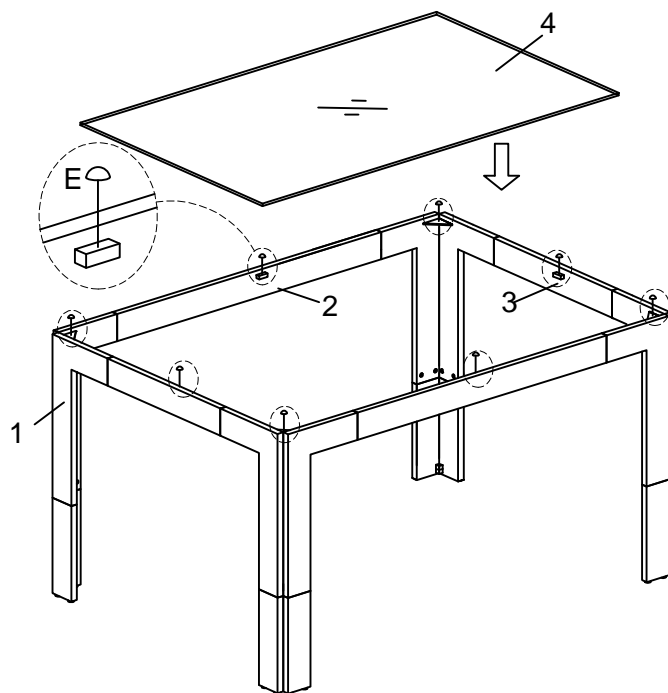
Step 2



ASSEMBLY INSTRUCTIONS

715-T / 717-T

Step 3



Step 4

