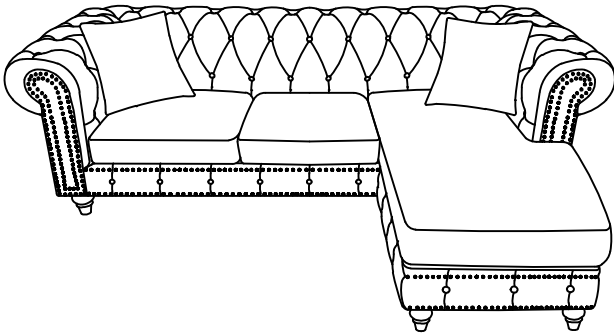


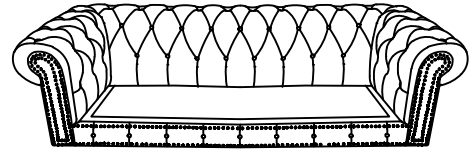
ASSEMBLY INSTRUCTION **meridian.** furniture

SKU - #667 Sectional

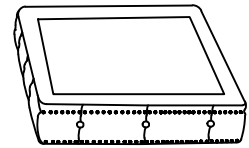


+ Parts Included

- ① SOFA BASE
1PC



- ② OTTOMAN BASE
1PC



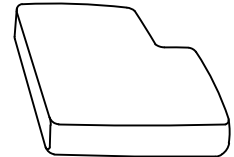
- ③ SOFA LEG
8PCS



- ④ MIDDLE LEG
1PC



- ⑤ CHAISE SEAT CUSHION
1PC



- ⑥ SOFA SEAT CUSHION ⑦ PILLOW
2PCS 2PCS



+ Hardware Included

- A** ALLEN WRENCH **B** BOLT
1PC 2PCS



- C** WASHER
2PCS



- D** CONNECT LOCK
1PCS



+ Do Not Use Power Tools



+ Suggested Adults



NOTE: For questions about parts or assembly please email support@meridianfurnitureusa.com or call us at 718-758-4455.

- 1 Read instructions cover to cover.
- 2 Save all packaging until assembly is completed.

1 IMPORTANT SAFETY INFORMATION

Do not assemble the product if any of the following parts arrived damaged:

- Part # - Sofa Base
- Part # - Ottoman Base
- Part # - Sofa Leg
- Part # - Middle Leg
- Part # - Chaise Seat Cushion
- Part # - Sofa Seat Cushion
- Part # - Pillow

Do not assemble if any of the following

Hardware parts missing:

- Part # - Allen Wrench
- Part # - Bolt
- Part # - Washer
- Part # - Connect Lock

2 IMPORTANT ASSEMBLY INFORMATION

Assembly Step If loosening persists, please make sure to tighten all the bolts periodically, or use a thread locker adhesive.

ASSEMBLY INSTRUCTION **meridian.** furniture

SKU - #667 Sectional

